

# Assembly, installation and maintenance manual

Montage-, Aufbau- und Wartungsanleitung • Assemblage, manuel de montage et d'entretien • Montaje, instalación y mantenimiento • Manuale di montaggio, installazione e manutenzione • Monterings- og vedlikeholdsmanual • Monterings-, installations- och underhållsmanual • Kokoamis-, asennus- ja huolto-ohje • Vejledning for montering og vedligehold • Handleiding voor montage, installatie en onderhoud • Manual de montagem, instalação e manutenção • Návod k montáži, instalaci a údržbě • Instrukcja montażu, instalacji i konserwacji • Surinkimo, montavimo ir priežiūros vadovas • Montāžas, uzstādīšanas un apkopes rokasgrāmata • Руководство по сборке и обслуживанию • Montaaži-, paigaldus- ja säilitamise juhend



## Element house **EL16-2223**

<p><b>Factory inspection by</b> • Werkskontrolle durch • Contrôle à partir de l'usine par • Inspector de fábrica • Collaudato da • Fabrikkontroll utført av • Fabriksbesiktigat av • Tehtaan tarkastaja • Fabriks Kontrol udført af • Fabriekscontrole door • Inspeção de fábrica, por: • Zkontrolováno ve výrobním závodě • Kontrola fabryczna do • Apžiūrą gamykloje atliko • Rūpnīcas pārbaudi veicis • Заводской контроль • Tehase kontroll teostatud:</p> <p>.....</p>	<p><b>Date</b> • Datum • Date • Fecha • Data • Dato • Datum • Päiväys • Dato • Datum • Data • Datum • Data • Datums • Data • Дата • Kuupäev:</p>
	<p><b>Pack number</b> • Pack Nr. • Packet n° • Bulto N° • Pacco N. • Serienr • Produktionsnummer • Pakettinro • Pakke nr. • Pak nr. • Número de embalagem • Číslo balení • Numer opakowania • Pakuotės numeris • Iepakojuma numurs • Упаковочный номер • Pakinumber:</p>



[www.palmako.ee/information-hub](http://www.palmako.ee/information-hub)

**English:** Before installing and using the product, please read the instructions and warranty terms at [www.palmako.ee/information-hub](http://www.palmako.ee/information-hub) to guarantee proper installation and long-lasting performance.

**Deutsch:** Wichtig! Bitte vor Aufbau und Nutzung des Produkts unbedingt die detaillierte Montageanleitung sowie die Garantiebedingungen unter [www.palmako.ee/information-hub](http://www.palmako.ee/information-hub) lesen, um eine fachgerechte Montage und eine lange Funktionssicherheit zu gewährleisten.

**Français:** Avant d'installer et d'utiliser le produit, veuillez lire les instructions et les conditions de garantie sur [www.palmako.ee/information-hub](http://www.palmako.ee/information-hub) afin de garantir une installation correcte et la longévité du produit.

**Español:** Antes de instalar y utilizar el producto, lea las instrucciones y las condiciones de garantía en [www.palmako.ee/information-hub](http://www.palmako.ee/information-hub) para asegurar una instalación correcta y una larga vida útil del producto.

**Italiano:** Prima di installare e utilizzare il prodotto, leggere le istruzioni e le condizioni di garanzia su [www.palmako.ee/information-hub](http://www.palmako.ee/information-hub) per garantire una corretta installazione e prestazioni durature.

**Norsk:** Før montering og bruk av produktet, vennligst les monteringsanvisningene og garantivilkårene på [www.palmako.ee/information-hub](http://www.palmako.ee/information-hub) for å sikre korrekt montering og fremtidig holdbarhet.

**Svenska:** Innan du installerar och använder produkten, vänligen läs instruktionerna och garantivillkoren på [www.palmako.ee/information-hub](http://www.palmako.ee/information-hub) för att säkerställa korrekt installation och produktens långvariga hållbarhet

**Suomi:** Ennen tuotteen asentamista ja käyttämistä, lue ohjeet ja takuehdot osoitteessa [www.palmako.ee/information-hub](http://www.palmako.ee/information-hub) varmistaaksesi oikean asennuksen ja pitkäkestoisen toiminnan.

**Русский:** Перед установкой и использованием изделия ознакомьтесь с инструкцией и условиями гарантии на сайте [www.palmako.ee/information-hub](http://www.palmako.ee/information-hub), чтобы гарантировать правильную установку и долговечность изделия.

**Eesti:** Enne toote paigaldamist ja kasutuselevõttu lugege palun juhiseid ja garantiitingimusi aadressil [www.palmako.ee/information-hub](http://www.palmako.ee/information-hub), et tagada nõuetekohane paigaldus ja toote pikk eluiga.

**Dansk (Oversat af AI):** Læs venligst instruktionerne og garantibetingelserne på [www.palmako.ee/information-hub](http://www.palmako.ee/information-hub), før du installerer og bruger produktet, for at garantere korrekt installation og langvarig ydeevne.

**Dutch (Vertaald door AI):** Lees vóór de installatie en het gebruik van het product de instructies en garantievoorwaarden op [www.palmako.ee/information-hub](http://www.palmako.ee/information-hub) om een correcte installatie en langdurige werking te garanderen

**Português (Traduzido por IA):** Antes de instalar e utilizar o produto, leia as instruções e os termos de garantia em [www.palmako.ee/information-hub](http://www.palmako.ee/information-hub) para garantir uma instalação adequada e um desempenho duradouro.

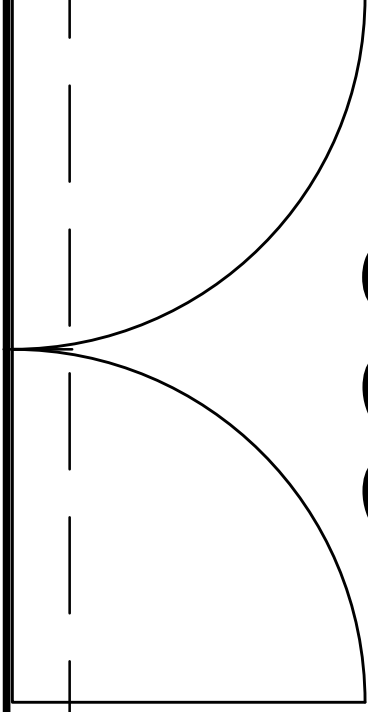
**Čeština (Přeloženo umělou inteligencí):** Před instalací a použitím produktu si prosím přečtěte pokyny a záruční podmínky na [www.palmako.ee/information-hub](http://www.palmako.ee/information-hub), abyste zaručili správnou instalaci a dlouhodobý výkon.

**Polski (Przetłumaczone przez AI):** Przed zainstalowaniem i użyciem produktu należy przeczytać instrukcję oraz warunki gwarancji dostępne na stronie [www.palmako.ee/information-hub](http://www.palmako.ee/information-hub), co pozwoli zagwarantować prawidłową instalację i długotrwałą wydajność.

**Latviešu (Mākslīgā intelekta tulkojums):** Pirms produkta uzstādīšanas un lietošanas, lūdzu, izlasiet instrukcijas un garantijas noteikumus vietnē [www.palmako.ee/information-hub](http://www.palmako.ee/information-hub), lai garantētu pareizu uzstādīšanu un ilgstošu darbību.

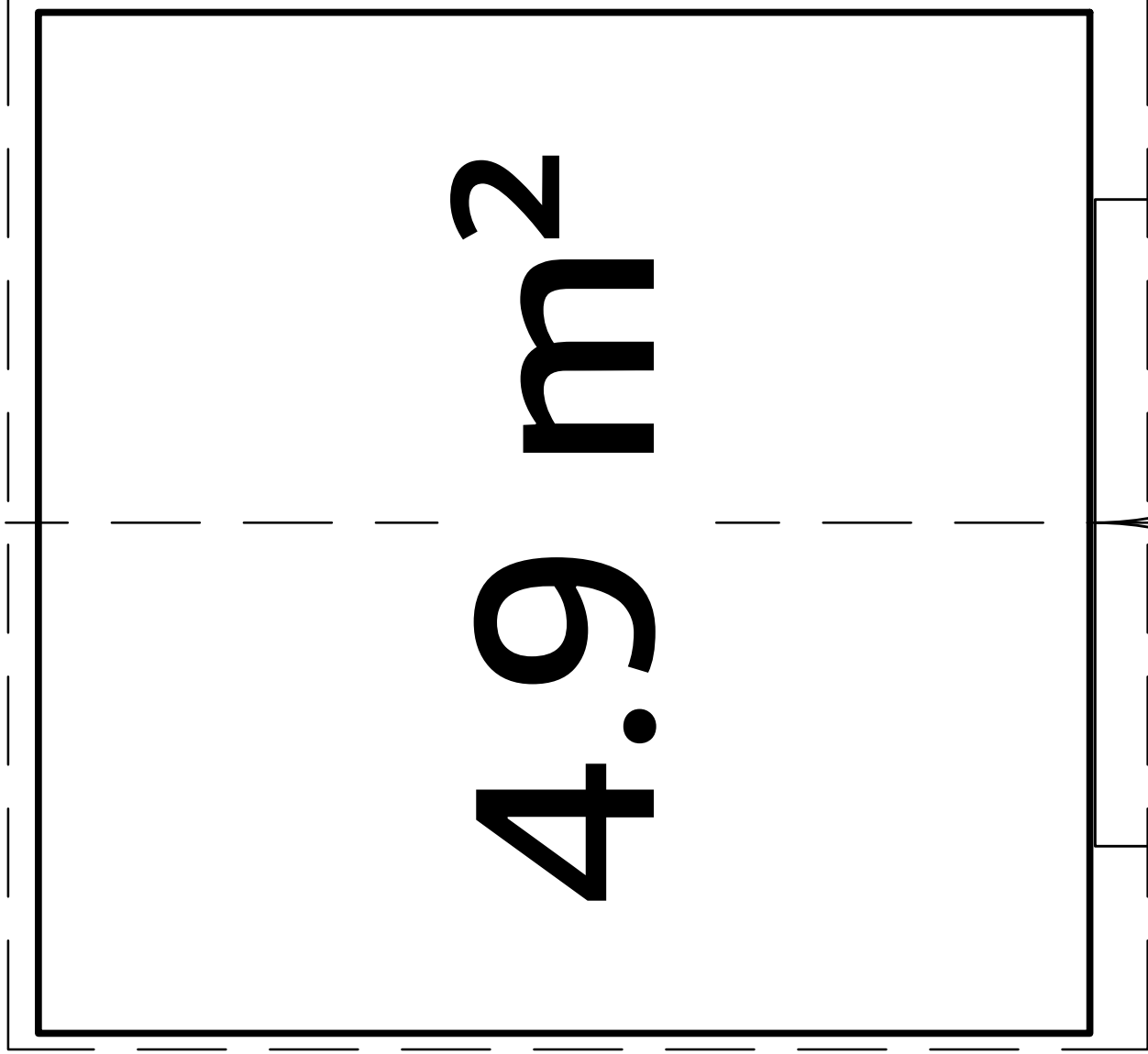
**Lietuviškai (Išvertė DI):** Prieš montuodami ir naudodami gaminį, perskaitykite instrukcijas ir garantijos sąlygas adresu [www.palmako.ee/information-hub](http://www.palmako.ee/information-hub), kad užtikrintumėte tinkamą montavimą ir ilgalaikį veikimą.

228

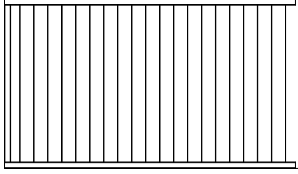

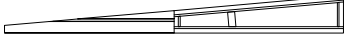
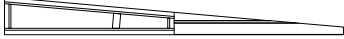
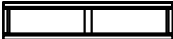
















228

























247



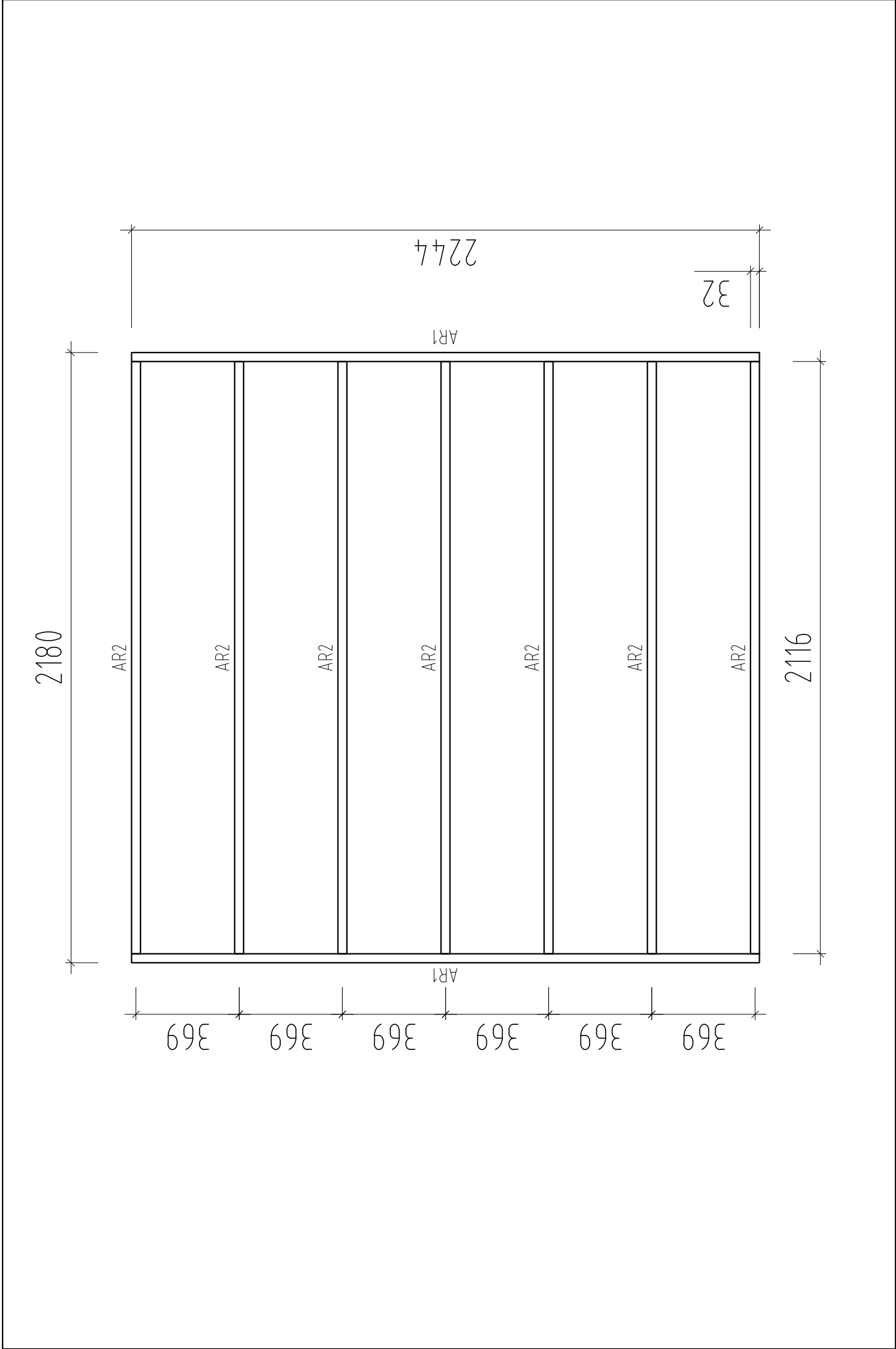
221

Pos	SPECIFICATION-STÜCKLISTE-NOMENCLATURE-ELEMENTI-ESPECIFICACIÓN EL16-2223	Pcs	Profile (mm)	Length (mm)
EL1		6	48x1090	1878
EL2		2	48x390	1878
EL3a		1	48x240	2180
EL3b		1	48x240	2180
EL4		2	32x240	1090
AR1	Foundation-Fundament-Fondation-Fondazione-Vigas de cimentación 	2	32x40	2244
AR2	Foundation-Fundament-Fondation-Fondazione-Vigas de cimentación 	7	32x40	2116
SP1	Support brace-Stützleiste-Baguette de support-Listello di supporto-Listón de soporte 	1	45x45	2180
SP2	Support brace-Stützleiste-Baguette de support-Listello di supporto-Listón de soporte 	2	32x40	310
SP3	Support brace-Stützleiste-Baguette de support-Listello di supporto-Listón de soporte 	6	32x40	1010
PR1	Purlin-Dachpfette-Arbalétrier-Arcareccio-Correa 	4	19x120	2115
RE1	Roof edge reinforcement-Dachrandleiste-Baguette en bordure du toit-Rinforzo bordo tetto-Refuerzo borde tejado 	2	32x40	2244
EaE1	Eave edging-Dachrandbrett-Madrier en bordure du toit-Tavola bordo tetto-Tabla de valadizo 	4	16x70	1145
FaB1	Facia board-Giebelblende-Écran frontal-Schermo frontone-Tabla de facia 	4	16x70	1225
FB1-1	Floor board-Fussbodenbrett-Madrier du plancher-Tavola pavimento-Tabla de suelo 	26	89x16	2244
FB1-1	Roof board-Dachbrett-Madrier du toit-Tavola tetto-Tabla de tejado 	27	89x16	1585
FB1-2	Roof board-Dachbrett-Madrier du toit-Tavola tetto-Tabla de tejado 	27	89x16	855
WB1	Wind brace-Windbrett-Madrier contre le vent-Tavola vento-Tabla contra el viento 	5	16x45	1220
WB2	Wind brace-Windbrett-Madrier contre le vent-Tavola vento-Tabla contra el viento 	1	16x45	1070



Pos	SPECIFICATION-STÜCKLISTE-NOMENCLATURE-ELEMENTI-ESPECIFICACIÓN EL16-2223	Pcs	Profile (mm)	Length (mm)
CoB1	Covering board- Deckbrett- Madrier de couverture- Tavola di copertura- Listón de cubierta 	2	16x70	1860
CoB2	Covering board- Deckbrett- Madrier de couverture- Tavola di copertura- Listón de cubierta 	1	16x70	1525
CoB3	Covering board- Deckbrett- Madrier de couverture- Tavola di copertura- Listón de cubierta 	5	16x70	1920
CoB4	Covering board- Deckbrett- Madrier de couverture- Tavola di copertura- Listón de cubierta 	2	16x70	2015
CoB5	Covering board- Deckbrett- Madrier de couverture- Tavola di copertura- Listón de cubierta 	4	16x70	2115
CoB6	Covering board- Deckbrett- Madrier de couverture- Tavola di copertura- Listón de cubierta 	2	16x45	58
CoB7	Covering board- Deckbrett- Madrier de couverture- Tavola di copertura- Listón de cubierta 	4	16x45	1090
CoB8	Covering board- Deckbrett- Madrier de couverture- Tavola di copertura- Listón de cubierta 	2	16x45	149
CoB9	Covering board- Deckbrett- Madrier de couverture- Tavola di copertura- Listón de cubierta 	2	16x45	1098
CoB10	Covering board- Deckbrett- Madrier de couverture- Tavola di copertura- Listón de cubierta 	4	16x45	150
CoB11	Covering board- Deckbrett- Madrier de couverture- Tavola di copertura- Listón de cubierta 	2	16x45	1090
Sla1-1	Slat- Leiste- Baguette- Listello- Listón 	1	12x24	1400
AG1	Acrylglas- Acrylglas- Verre acrylique- Acrlico- Vidrio acrílico 	2	1.5x180	1030
AG2	Acrylglas- Acrylglas- Verre acrylique- Acrlico- Vidrio acrílico 	2	1.5x177	1030
QNU40x40x30Zn	L-iron- Winkel- Angle -Angolo- Angulo 40x40x30 	12	PR1	
QKRYP4_5x25Zn	Screw- Schraube- Vis- Vite- Tornillo- 4.5x25mm ZnY 	72		
QNA2_2x50Zn	Nail- Nagel- Clou- Chiodo- Clavo- 2.5x50mm 	350	FB1-1, FB1-2	
QKRPP3_5x40Zn	Screw- Schraube- Vis- Vite- Tornillo- 3.5x40mm 	120		
QKRPP4_5x35Zn	Screw- Schraube- Vis- Vite- Tornillo- 4.5x35mm 	100	PR1 	
QKRPP4_5x50Zn	Screw- Schraube- Vis- Vite- Tornillo- 4.5x50mm 	130		
QKRPP4_5x70Zn	Screw- Schraube- Vis- Vite- Tornillo- 4.5x70mm 	130		
	Object name EL16-2223		Page	2/3

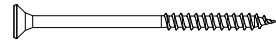
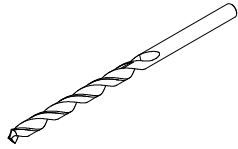





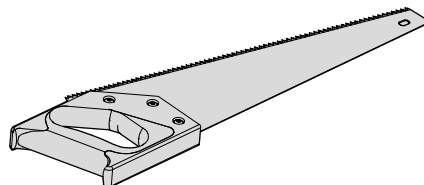
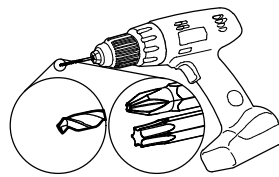
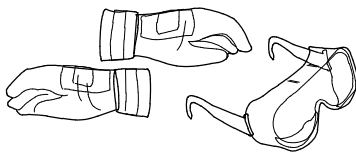
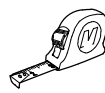
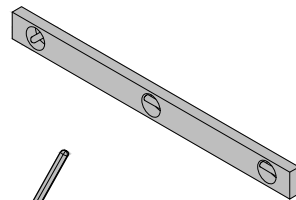

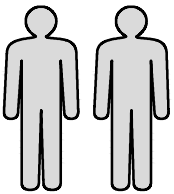
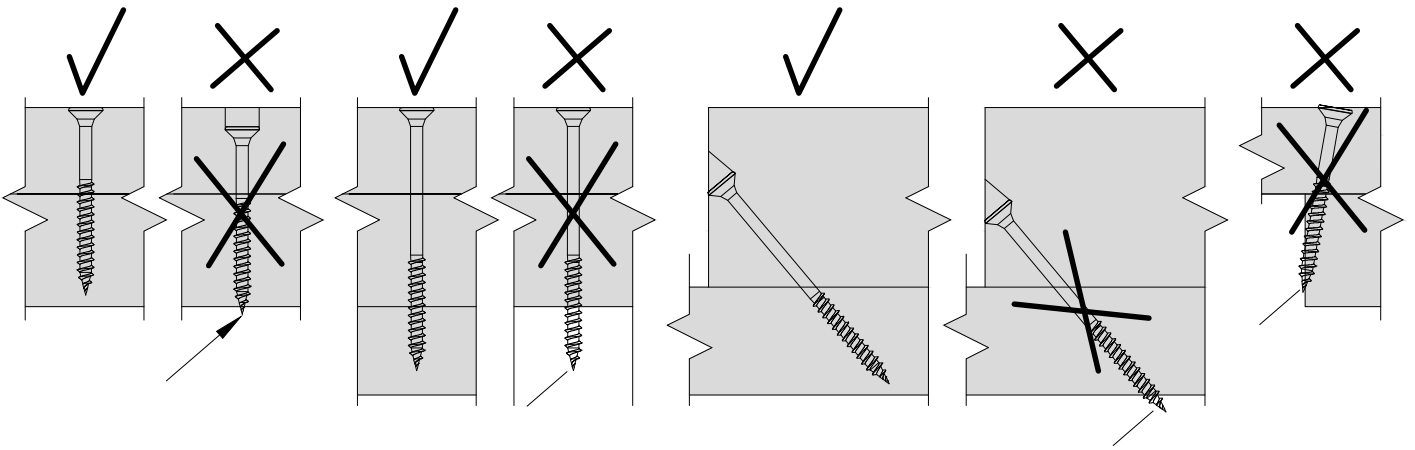
NB!

1.

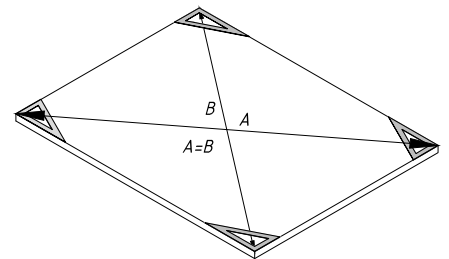
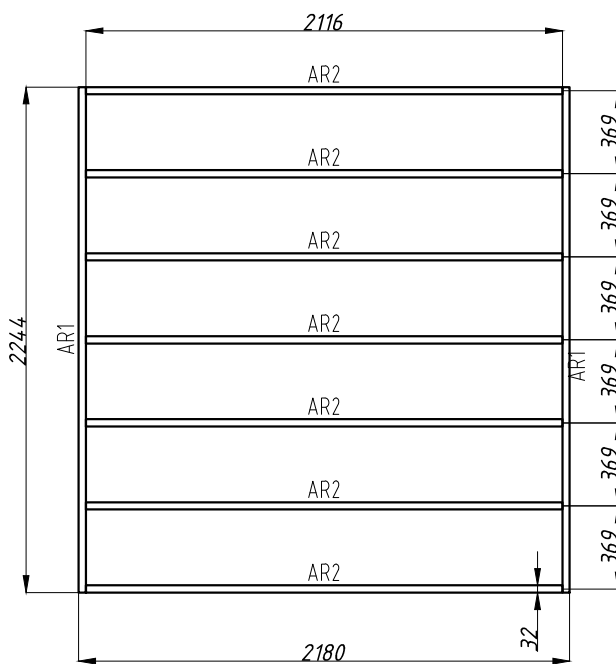
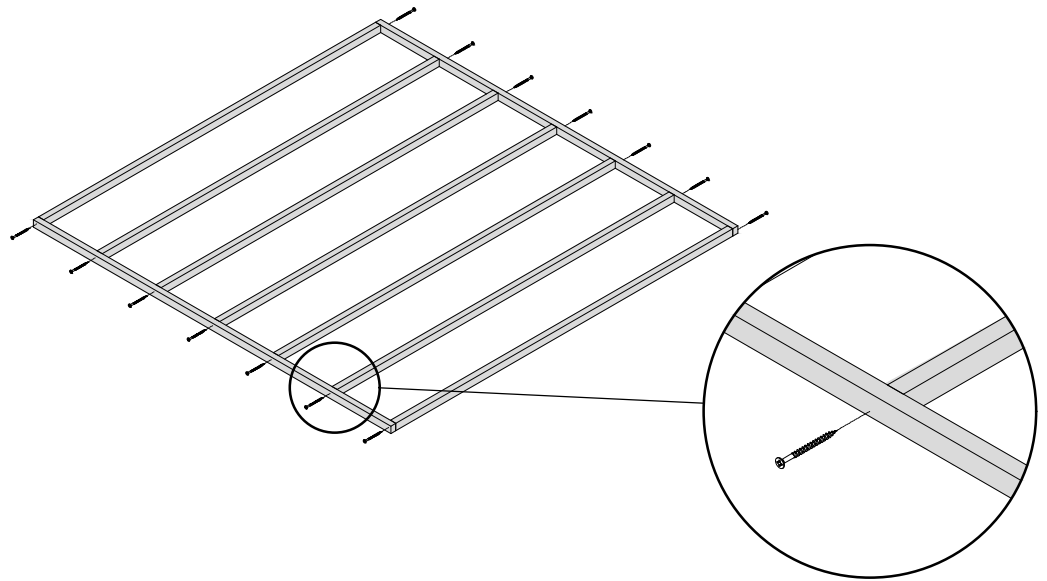
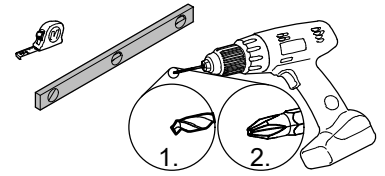
2.



$\phi 1,5\text{mm}$	$\phi 3,0...4,0$
$\phi 2,0\text{mm}$	$\phi 4,5$
$\phi 3,0\text{mm}$	$\phi 5,0$

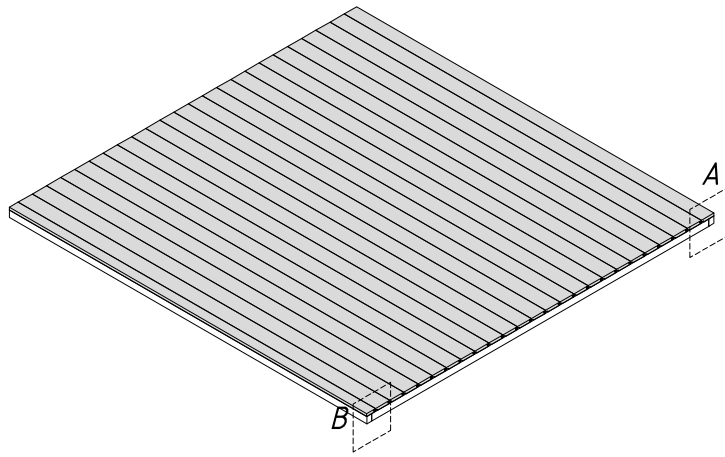
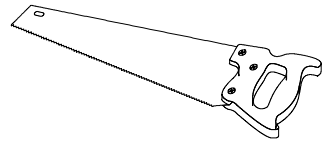
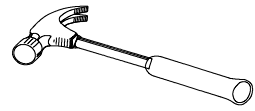


AR1 x2  
 AR2 x7  
 4,5x70 x14

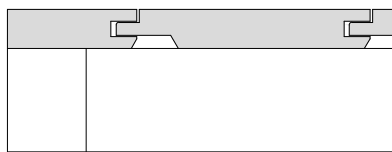
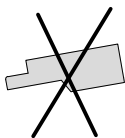
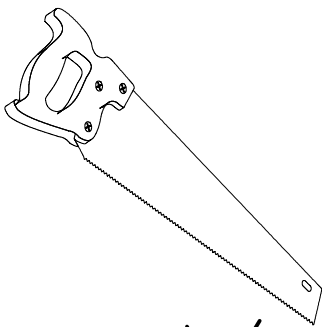


FB1-1  
2,5x50

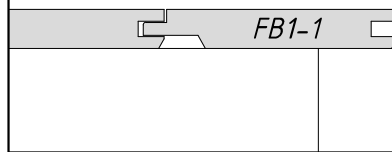
x26  
x182





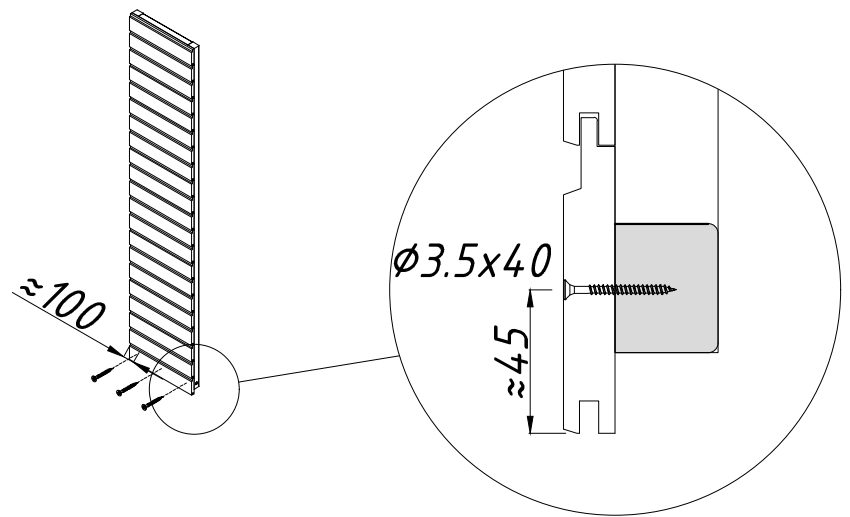
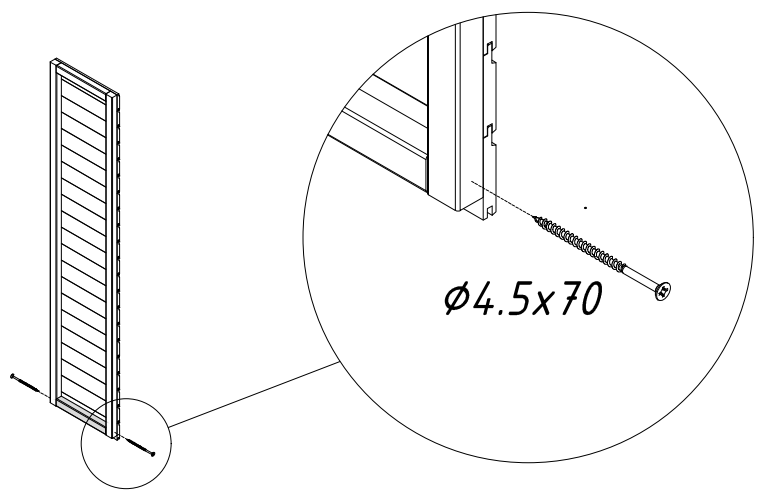
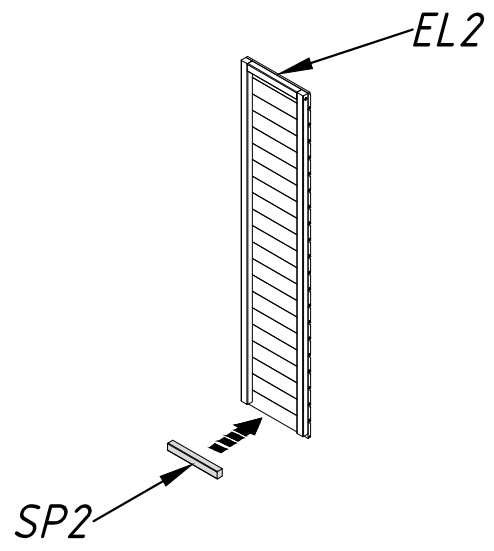
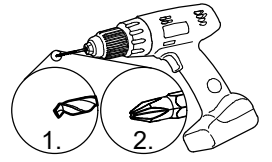
*B*





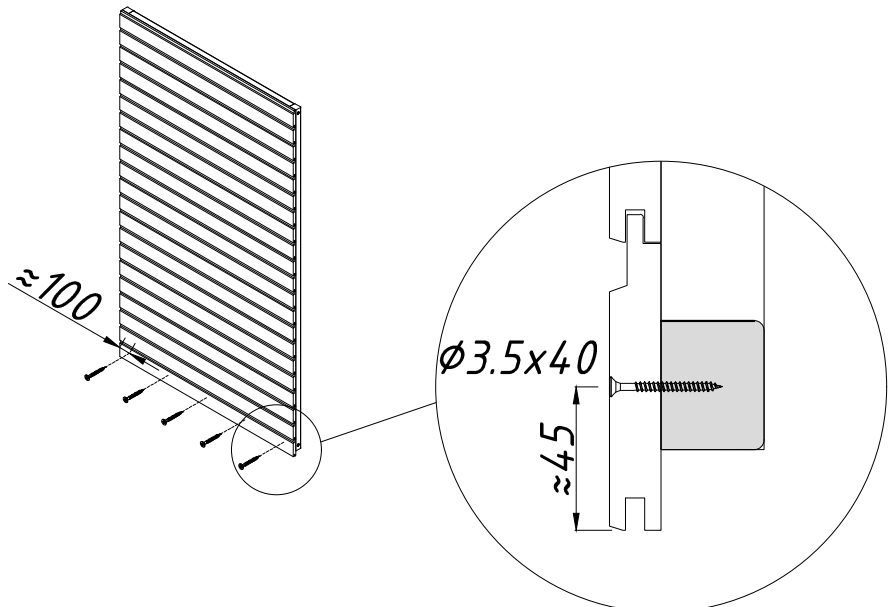
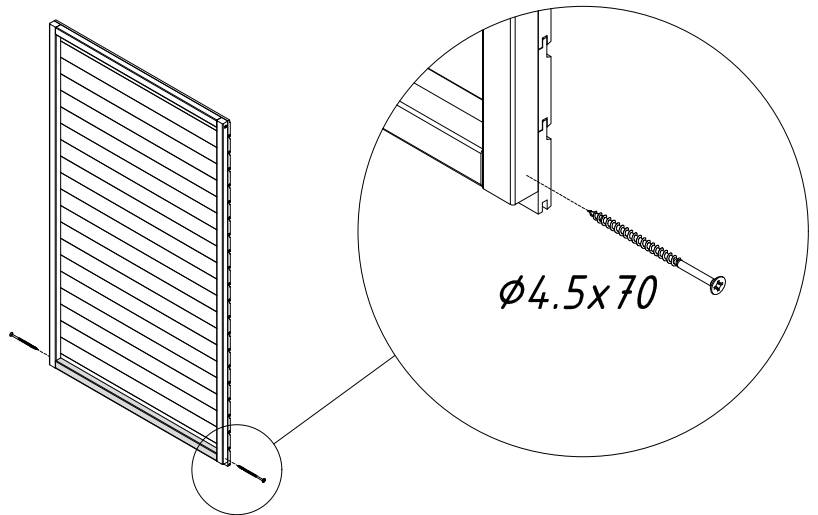
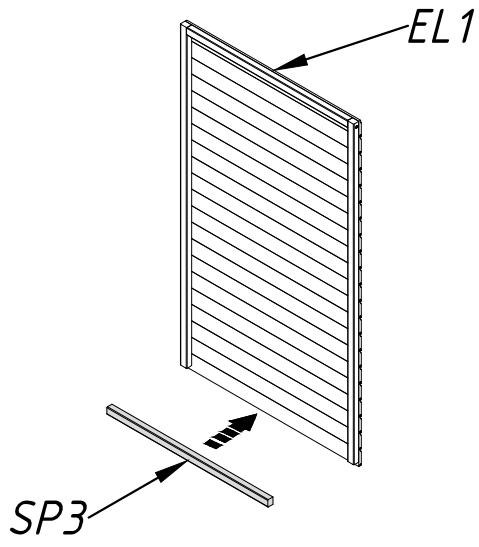
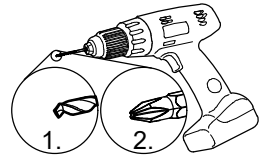
*A*



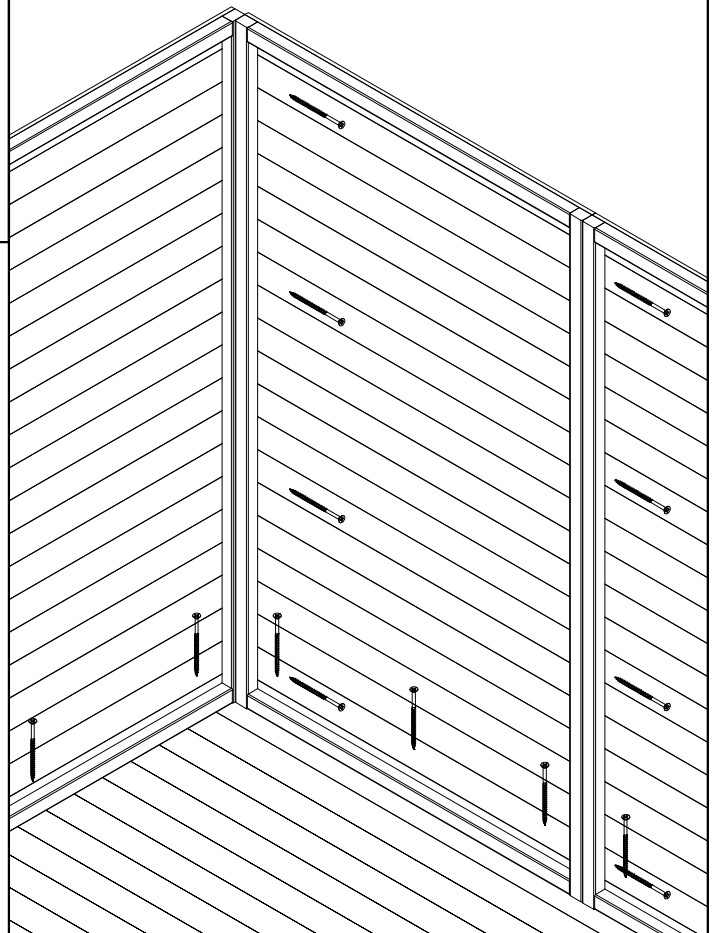
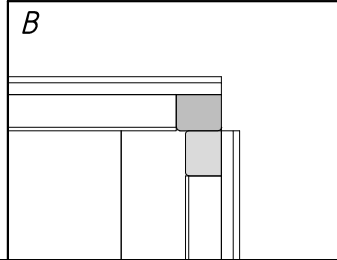
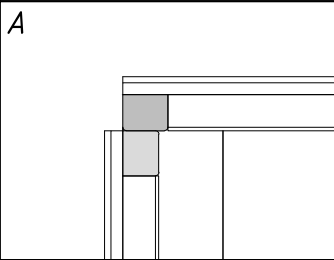
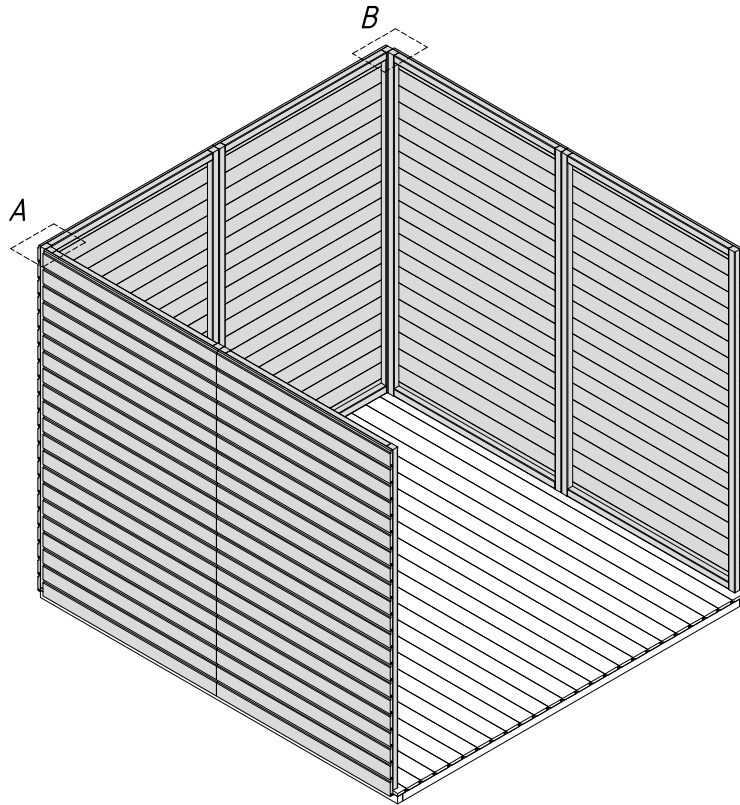
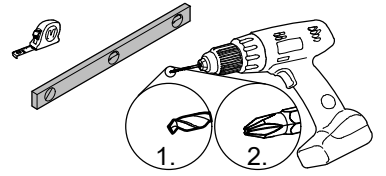
- EL2            x2
- SP2            x2
- 4,5x70        x4
-             x4
- 3,5x40        x6
- 



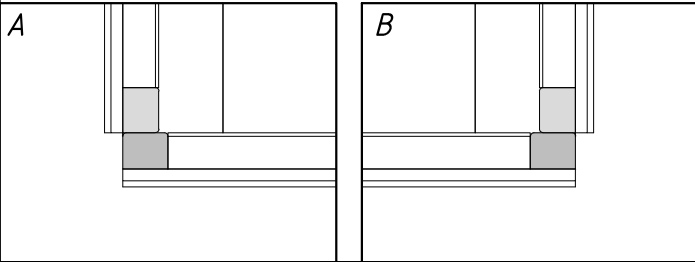
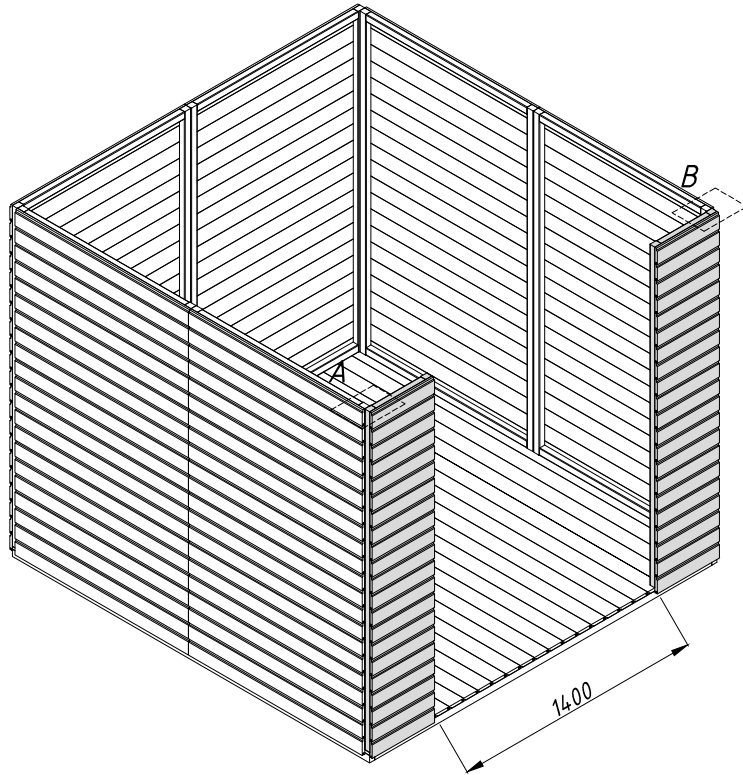
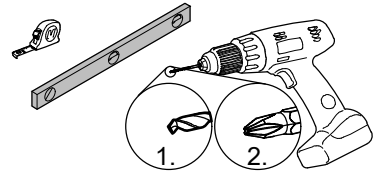
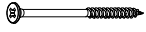
- EL1            x6
- SP3            x6
- 4,5x70        x12
-             x12
- 3,5x40        x30
- 



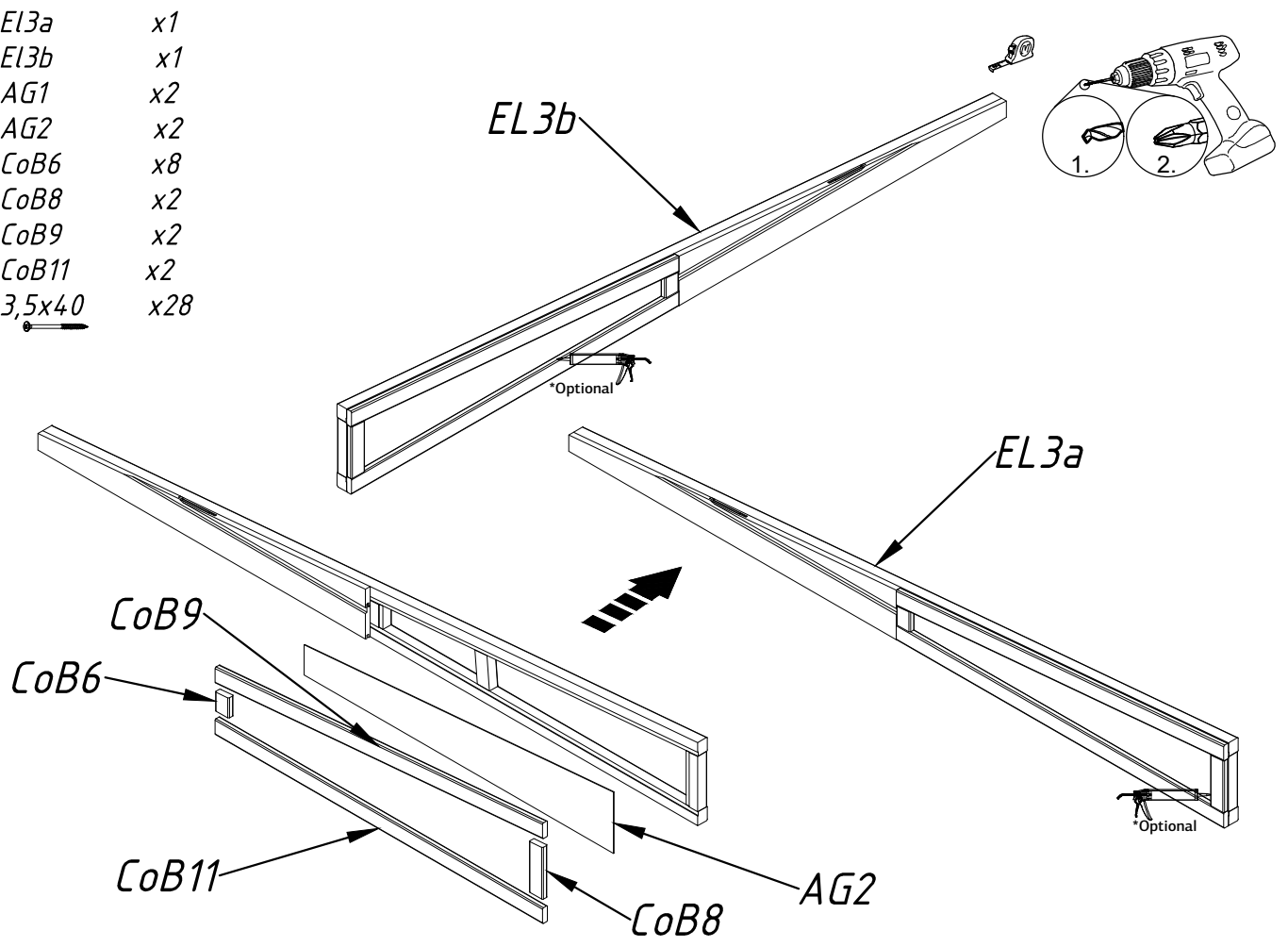
E11 x7  
4,5x70 x38



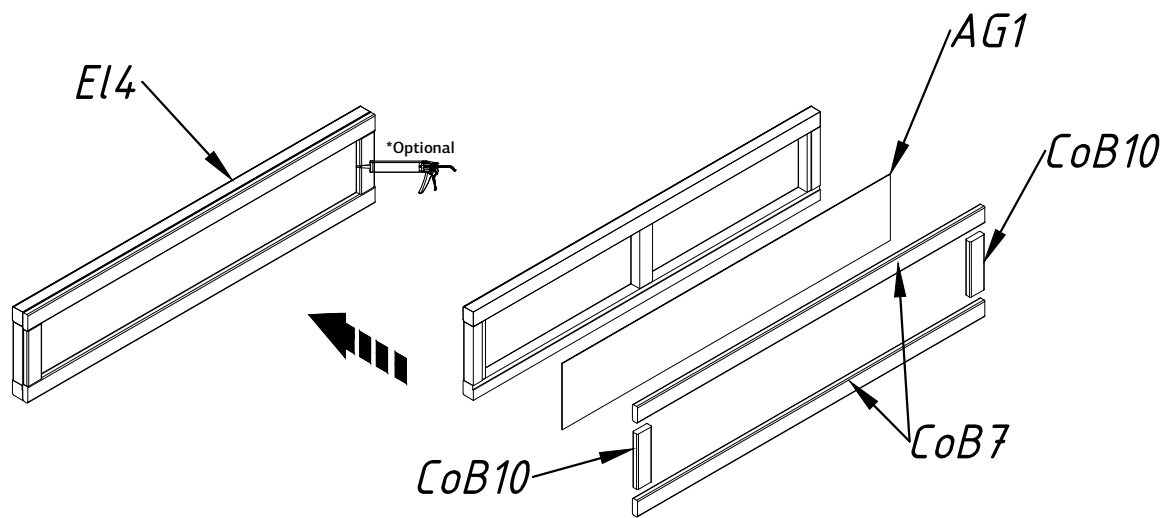
E12 x2  
4,5x70 x14



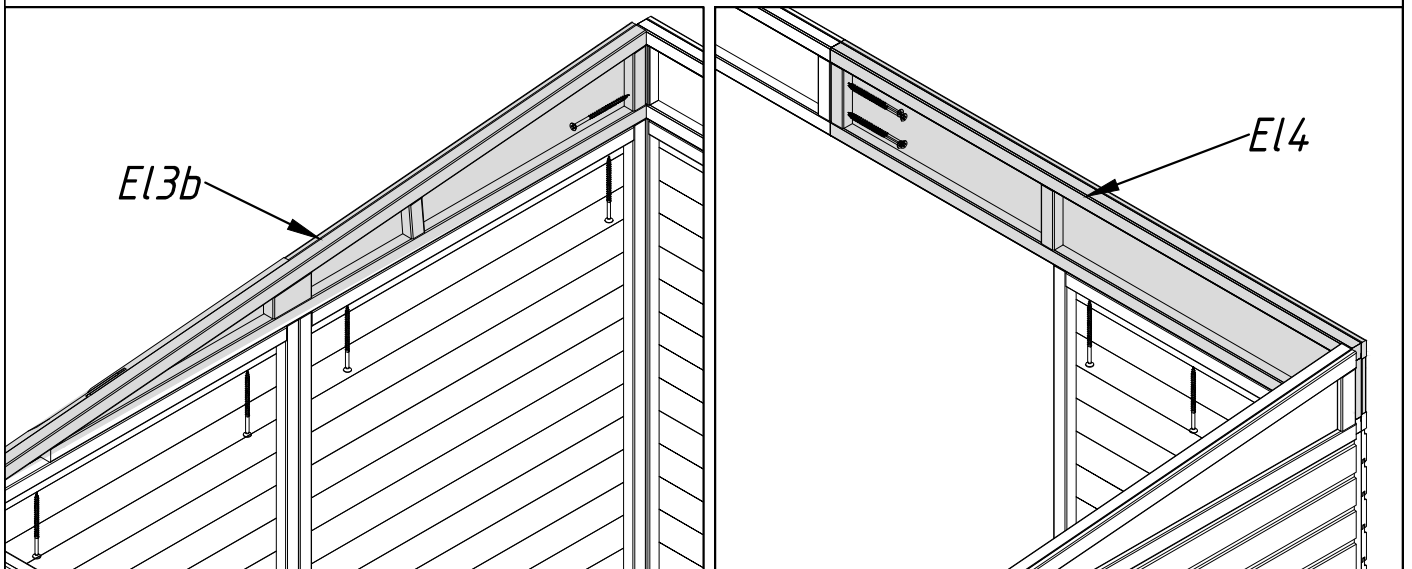
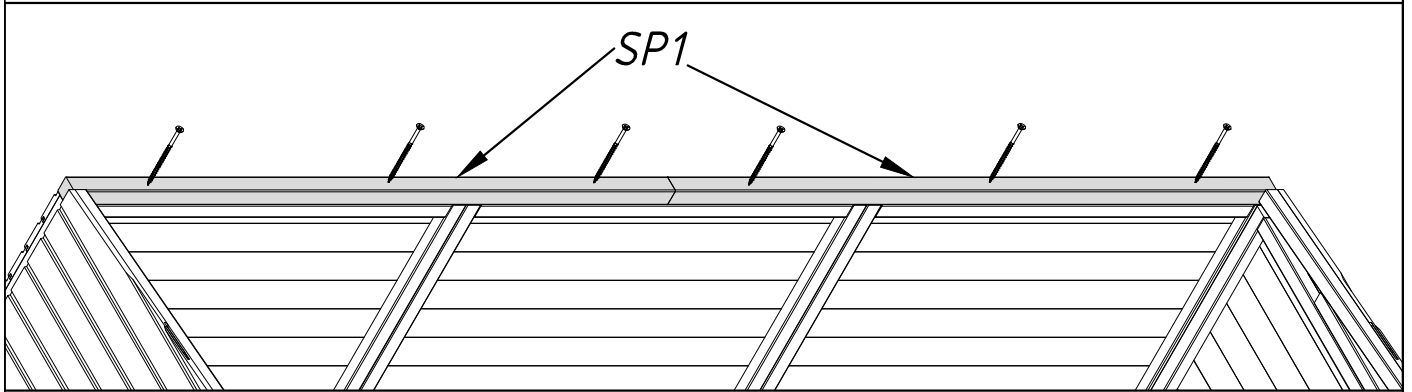
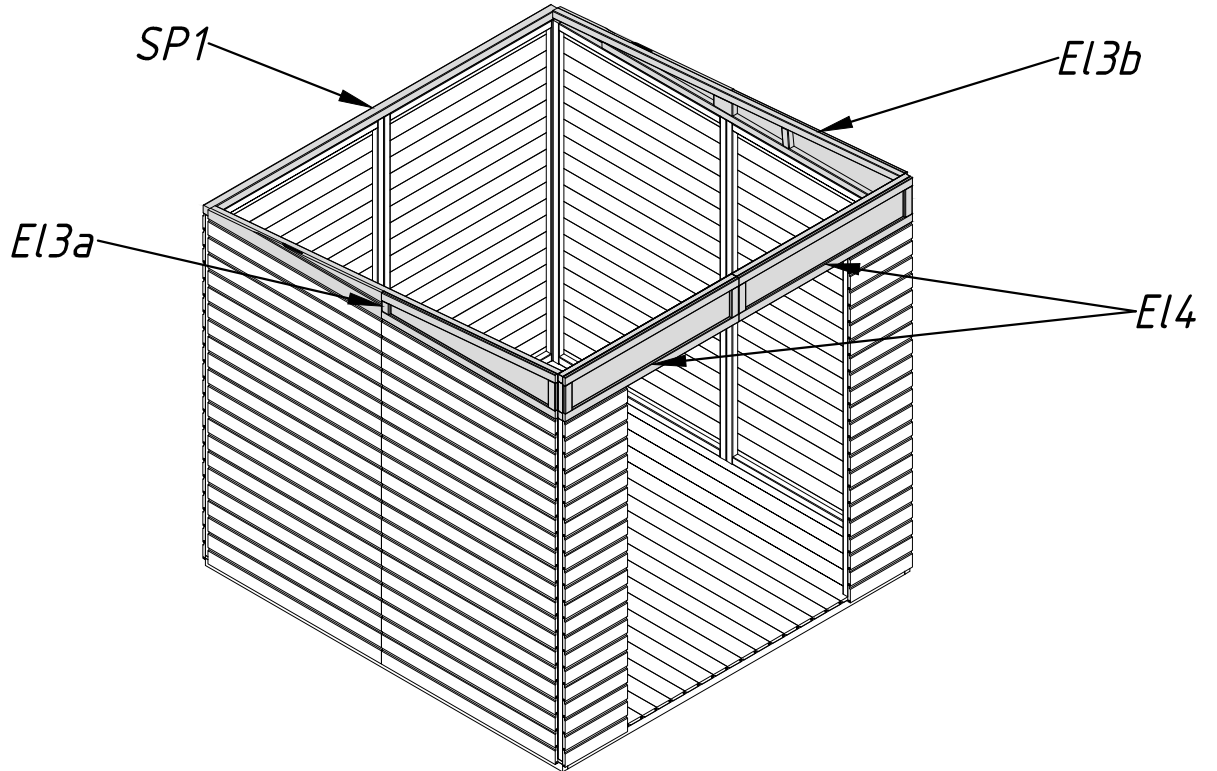
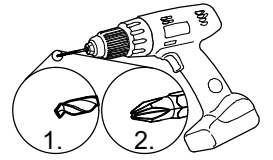
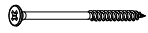
- EL3a x1
- EL3b x1
- AG1 x2
- AG2 x2
- CoB6 x8
- CoB8 x2
- CoB9 x2
- CoB11 x2
- 3,5x40 x28



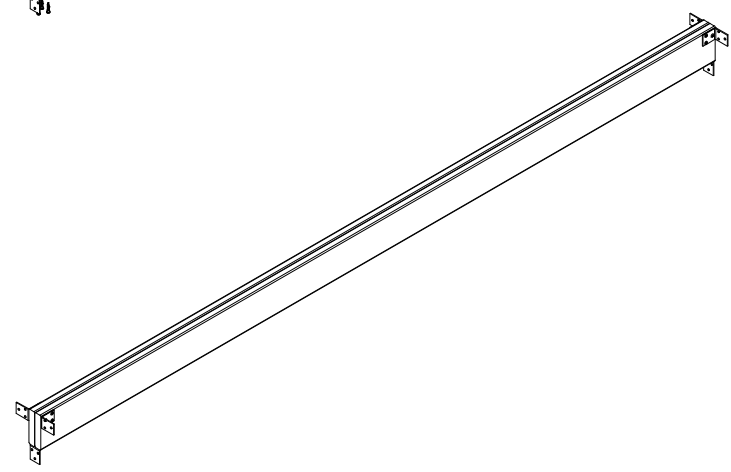
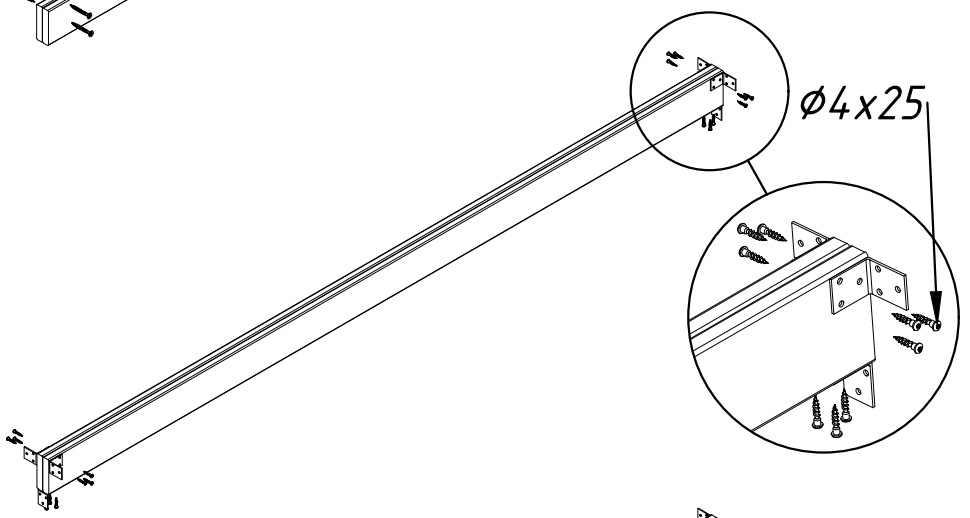
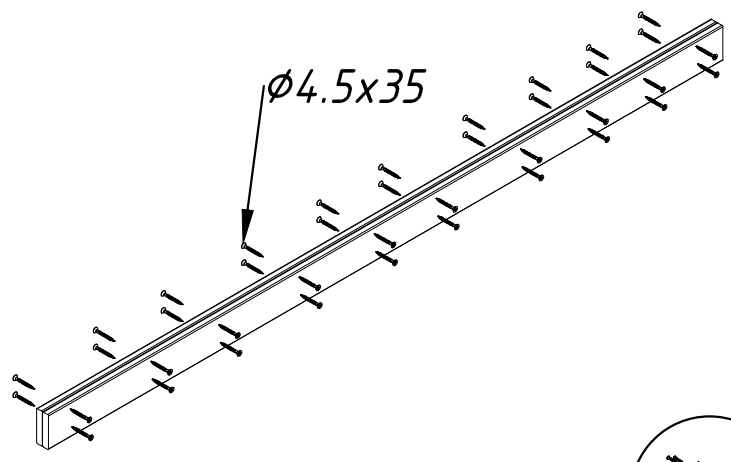
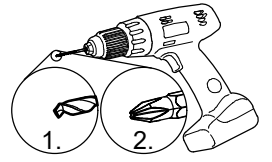
- EL4 x2
- AG1 x2
- CoB7 x4
- CoB10 x4
- 3,5x40 x28



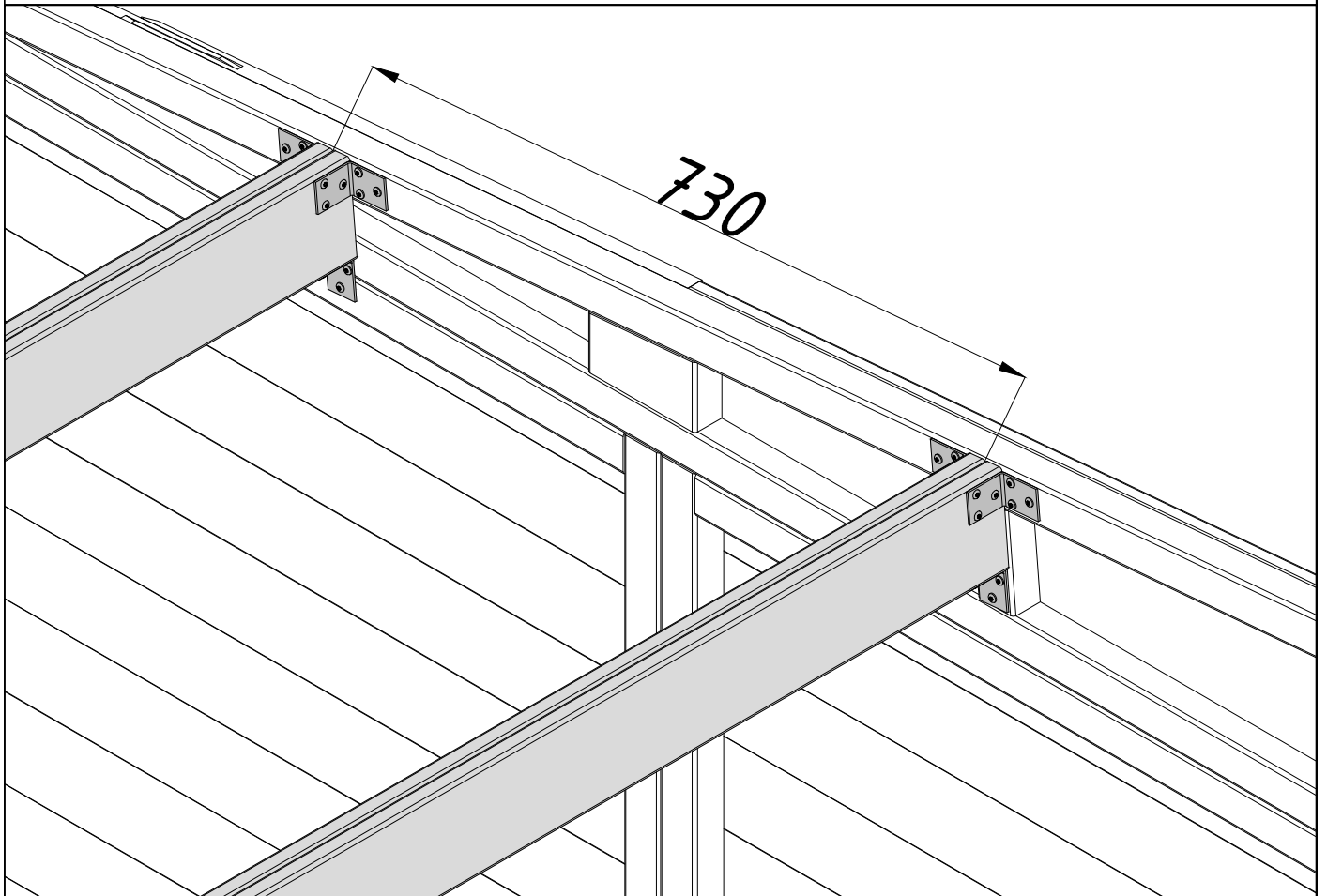
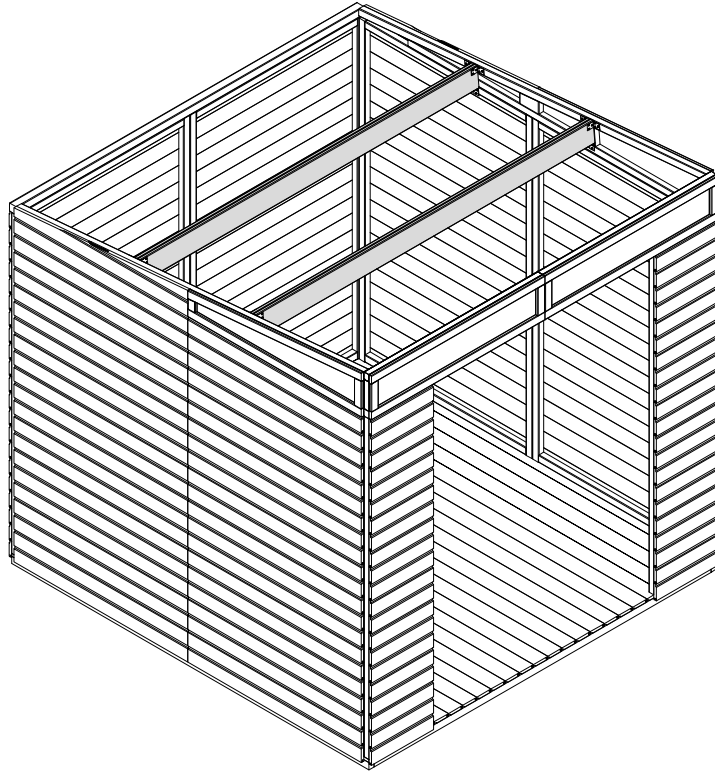
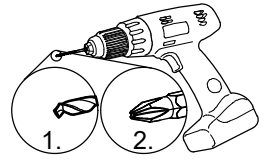
- El3a*     1     pcs
- El3b*     1     pcs
- El4*       2     pcs
- SP1*       1     pcs
- 4,5x70     24    pcs



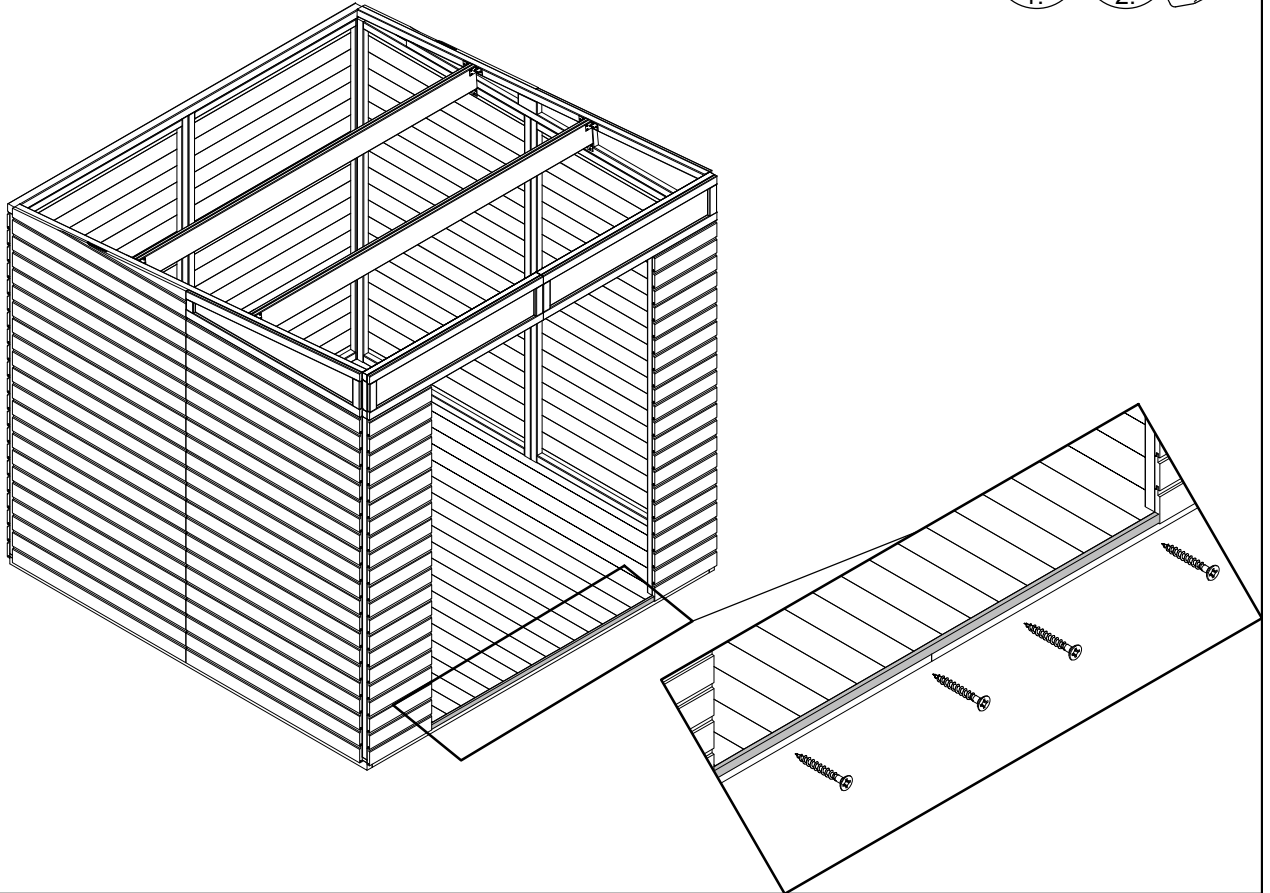
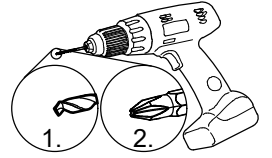
- PR1 x4
- 4,5x35 x80
- x12
- 4x25 x36



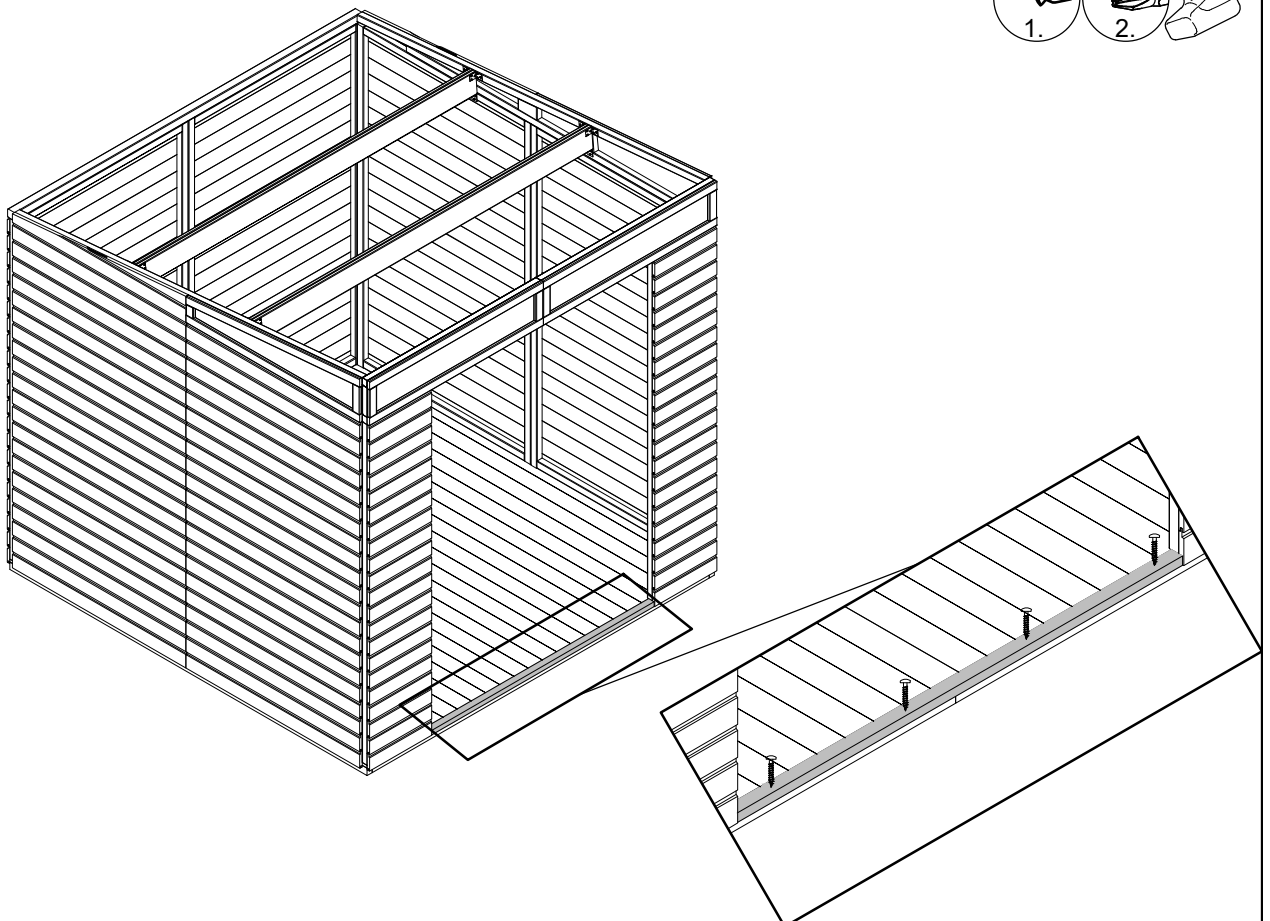
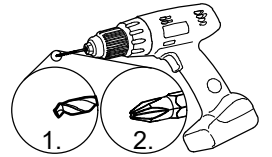
4x25        x36



Slal-1 x1  
3,5x40 x4



QP35x25x1400Zn x1  
3x16 x4



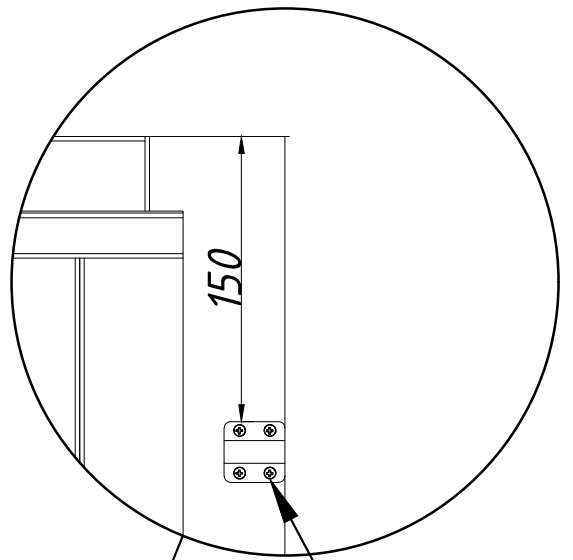
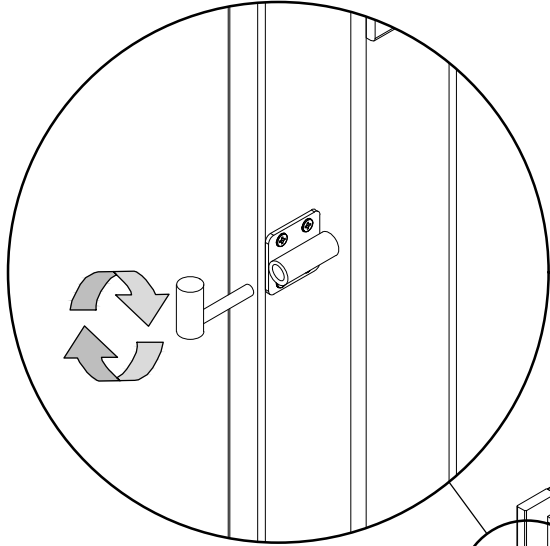
TU45-1P x1

 x1

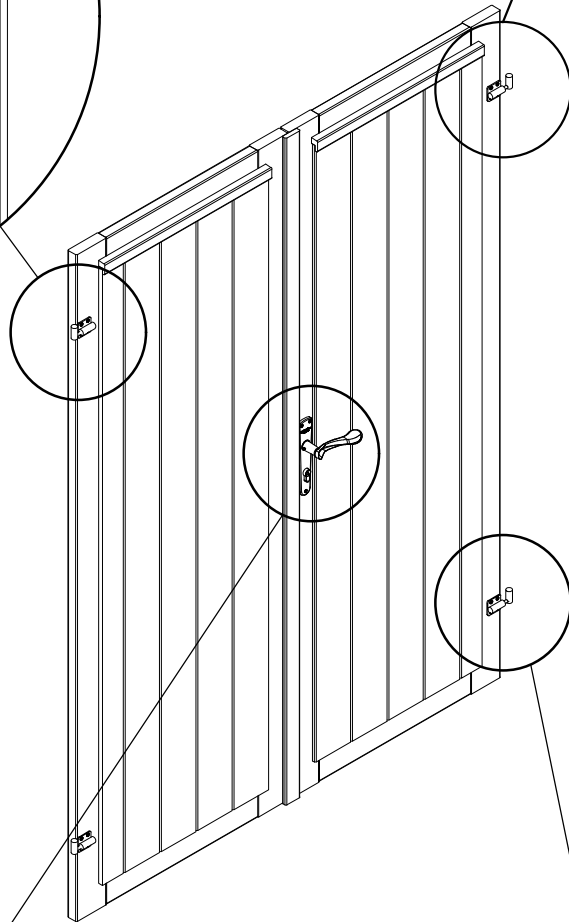
 x1

 x4

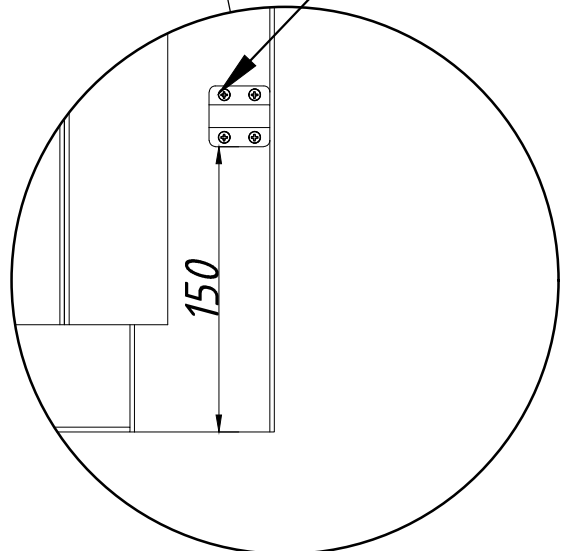
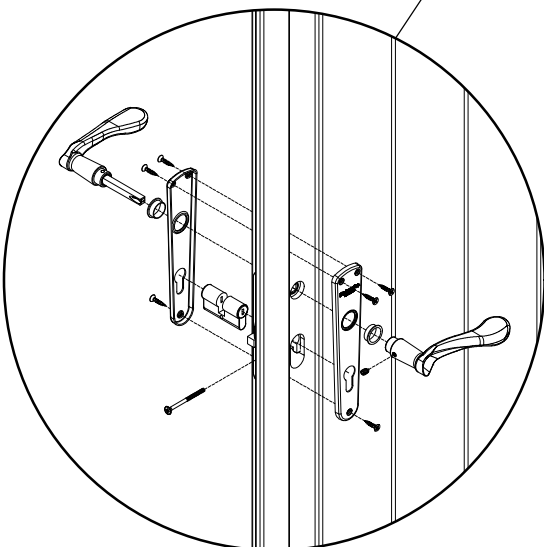
4x25  x16



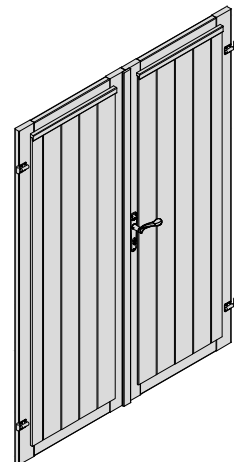
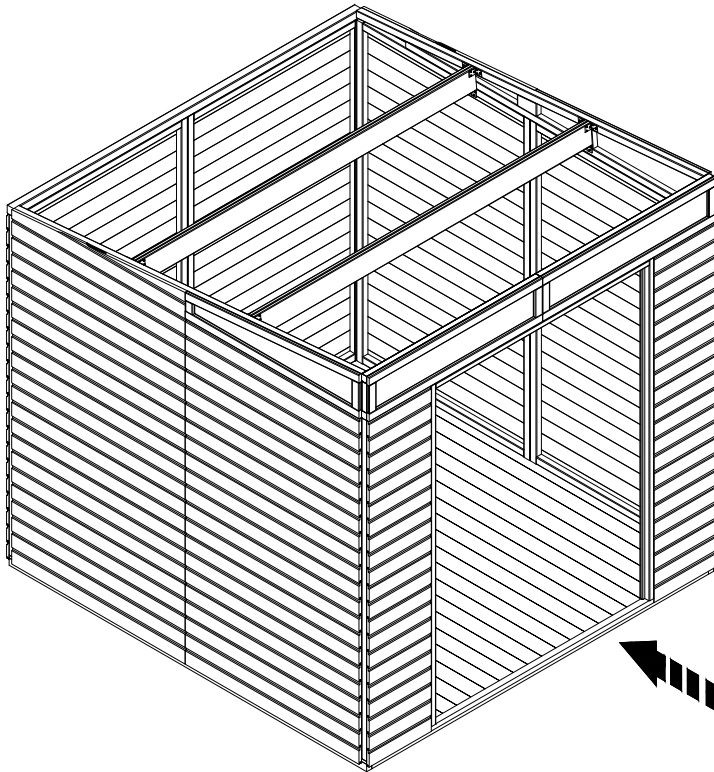
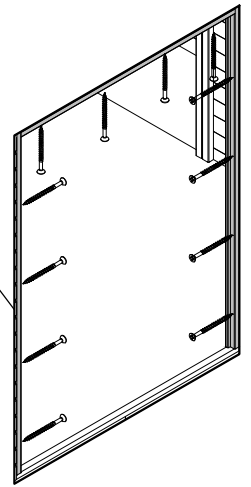
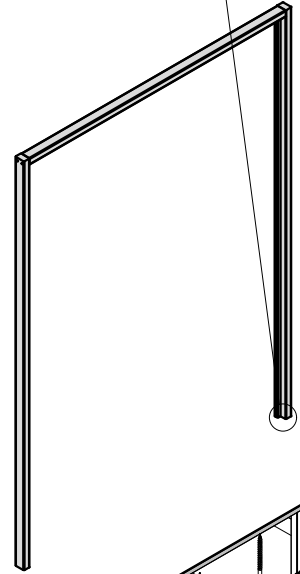
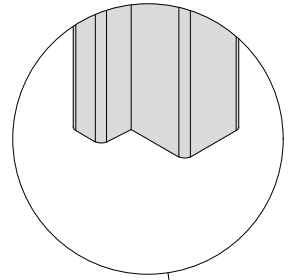
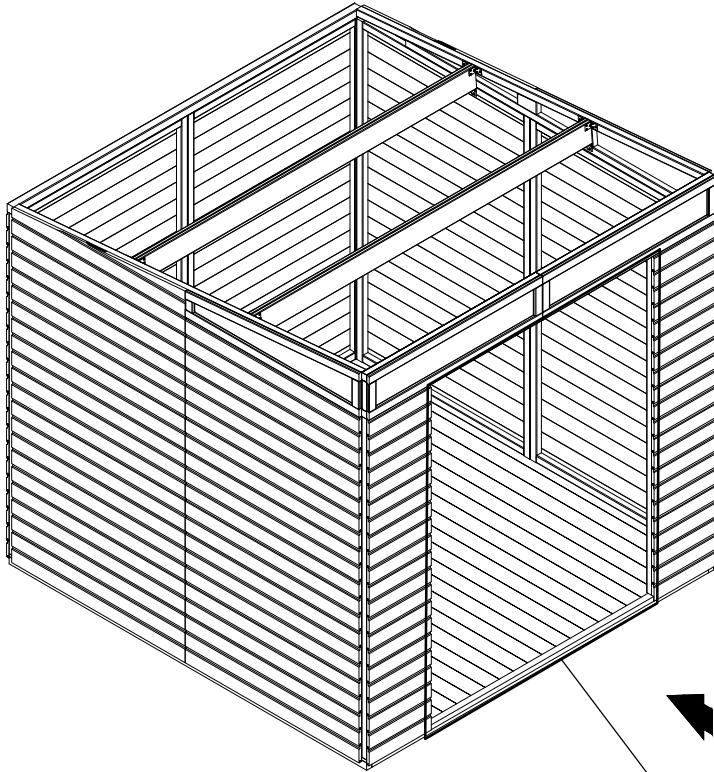
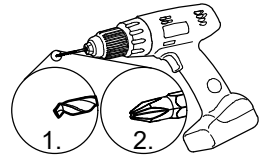
$\phi 4 \times 25$

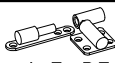



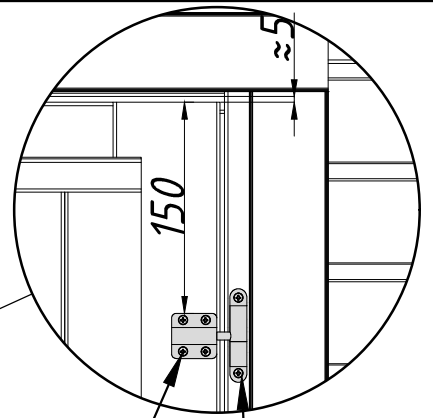
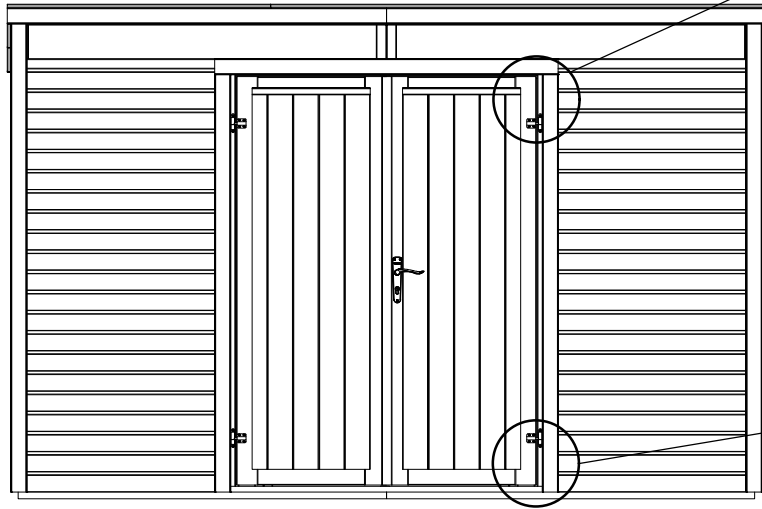
$\phi 4 \times 25$



TU45-1P x1  
4,5x70 x12

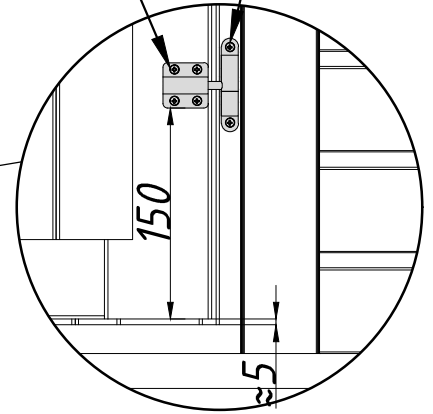




 x4  
4,5x35  x12

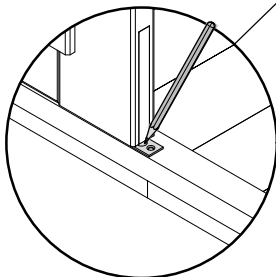
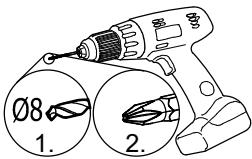
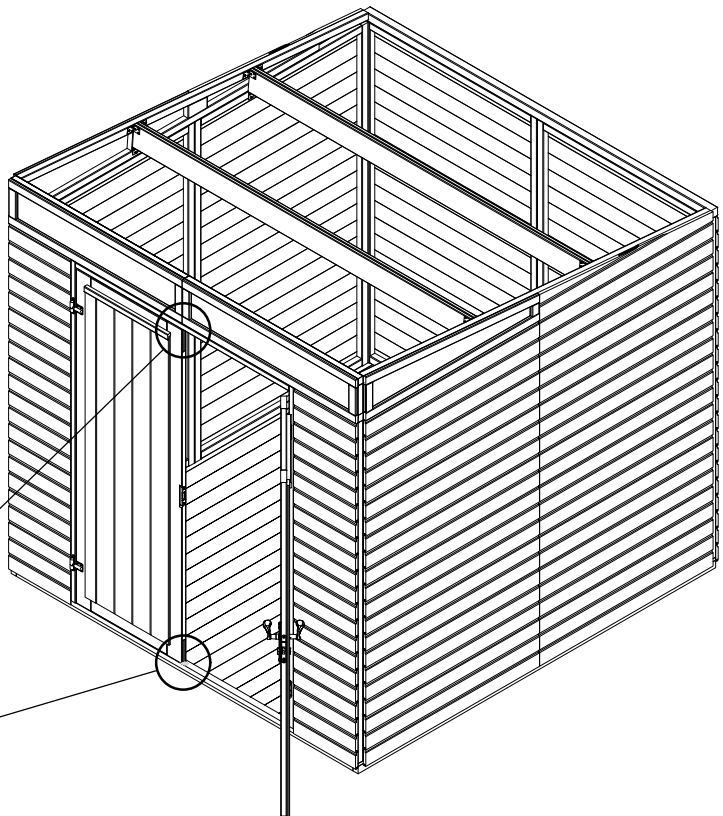


$\phi 4 \times 25$

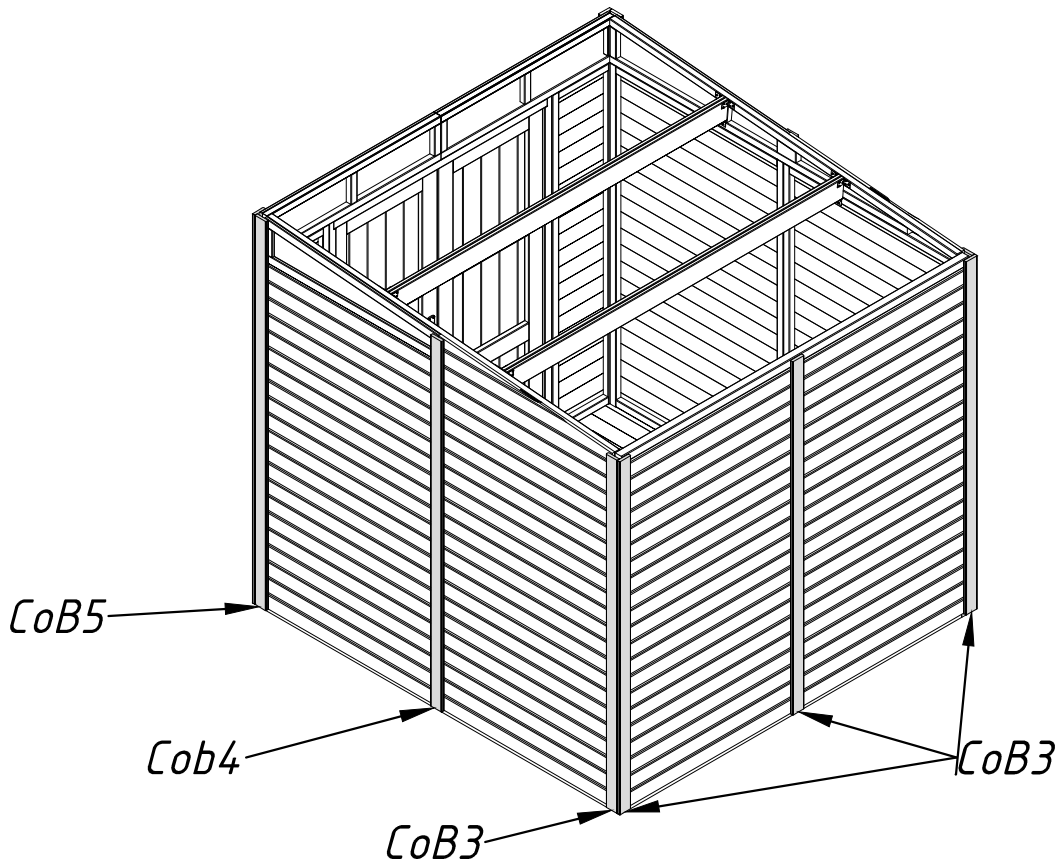
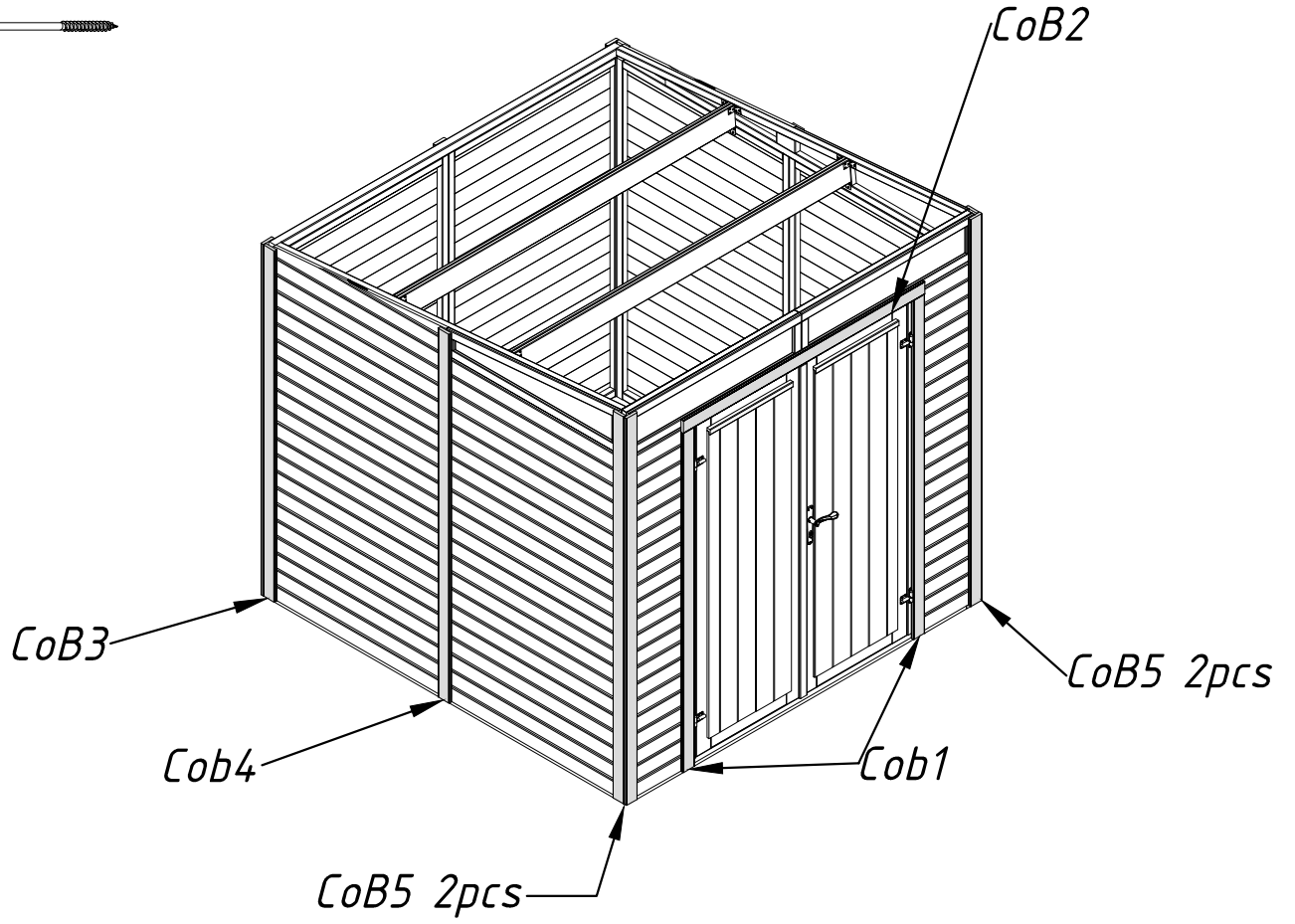
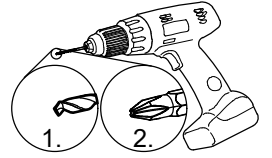
$\phi 4,5 \times 35$



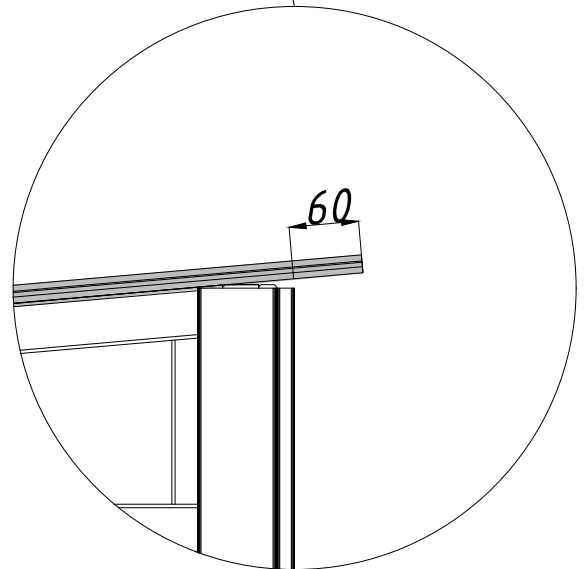
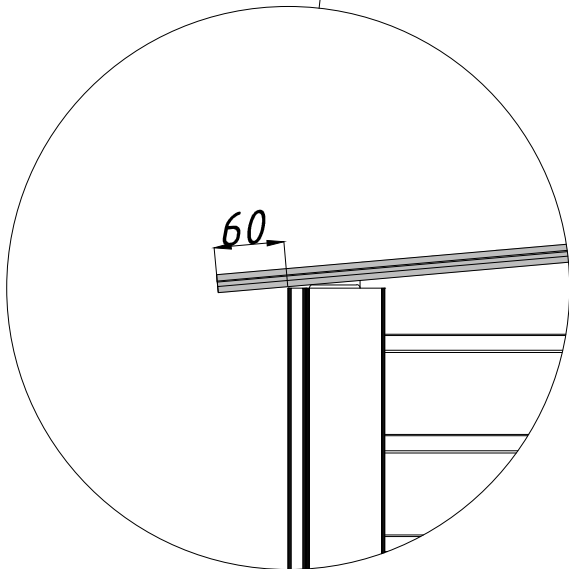
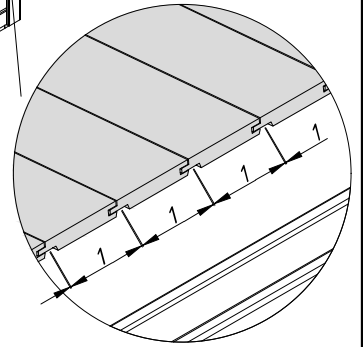
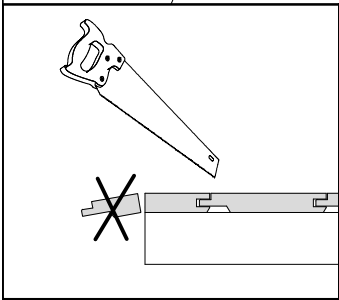
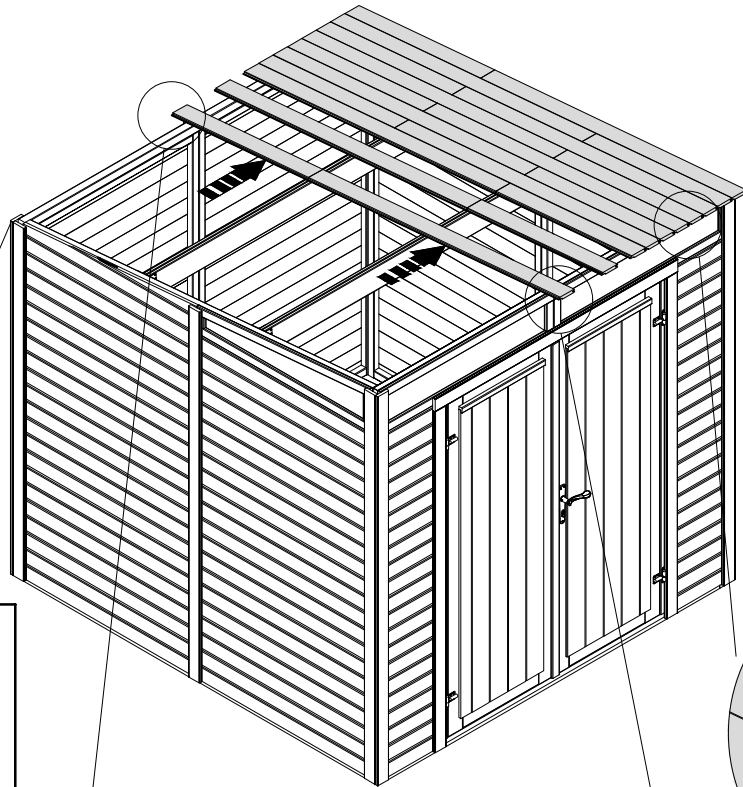
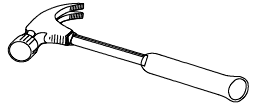
 2 pcs  
 3x20 4 pcs



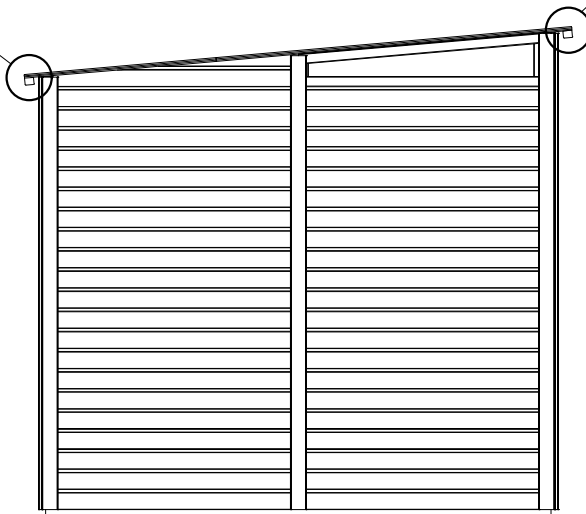
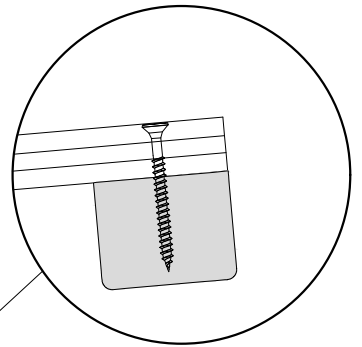
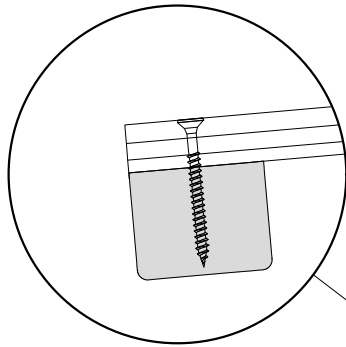
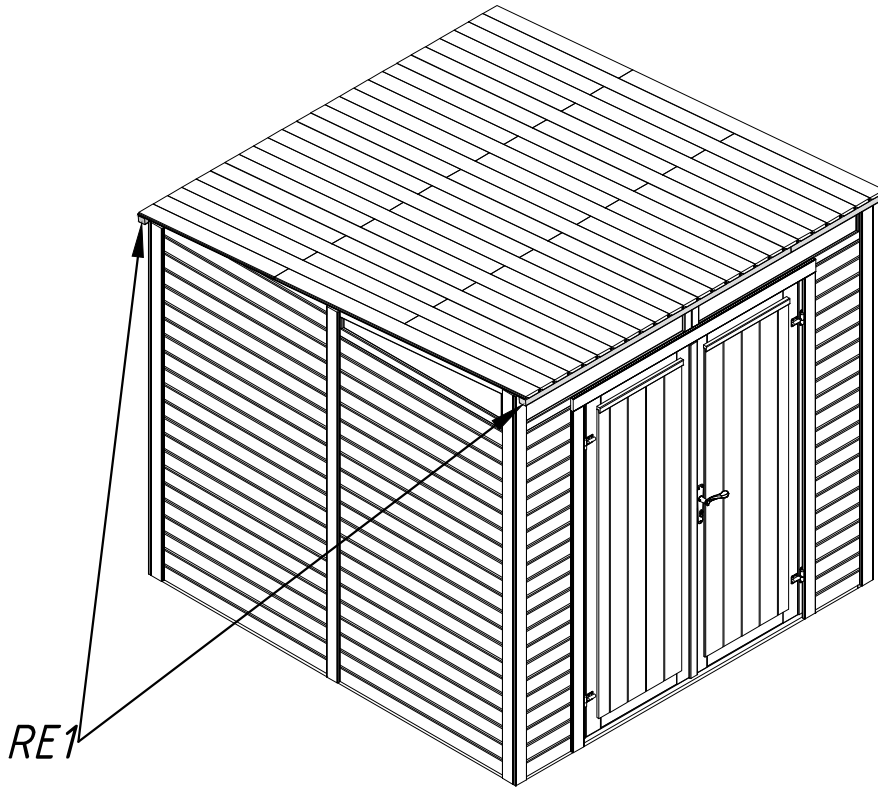
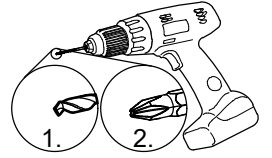
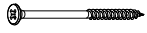
- CoB1 x2
- CoB2 x1
- CoB3 x5
- CoB4 x2
- CoB5 x4
- 4,5x50 x70

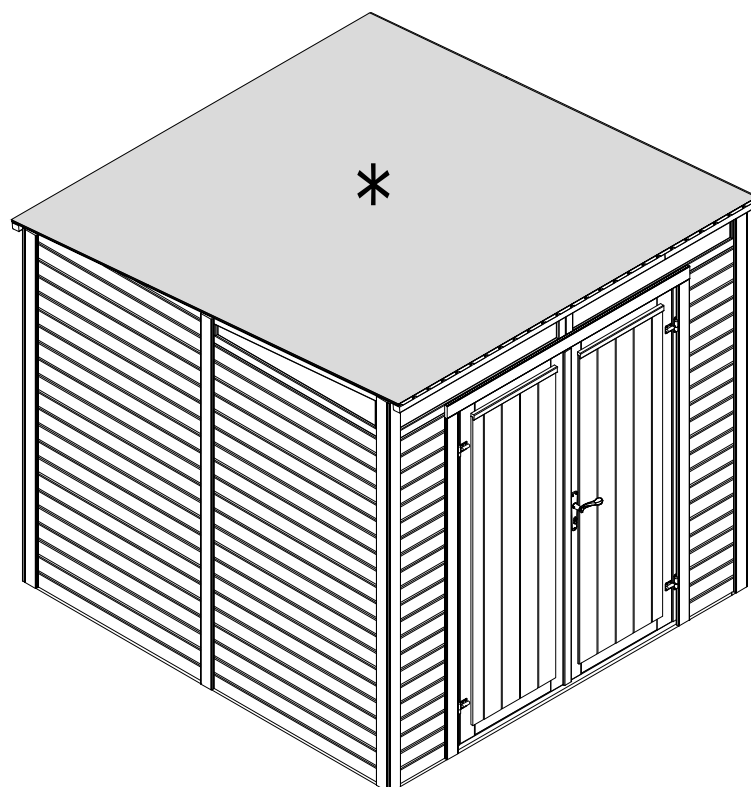


RB1-1 x27  
RB1-2 x27  
2,5x50 x135



RE1 x2  
RE2 x2  
3,5x40 x20





\*

EN - Not included in the kit: roof cover material.

DE - Nicht im Lieferumfang: Dacheindeckung.

ES - No incluidos en el kit: material de cubierta de techo.

NL - Niet inbegrepen in de kit: dakbedekkingsmateriaal.

IT - Non inclusi nel kit: materiale di copertura del tetto.

PT - Não incluídos no kit: material para a cobertura de teto.

FR - Non inclus dans le kit : matériau de couverture de toit.

DK - Ikke inkluderet i sættet: tagdækningsmateriale.

LV - Komplektā neietilpst: jumta seguma materiāls.

LT - Komplekte nėra: stogo dangą.

PL - Zestaw nie zawiera: materiał pokrycia dachu.

CZ - Důležité! Součástí hřiště nejsou: materiál stěnek krytiny.

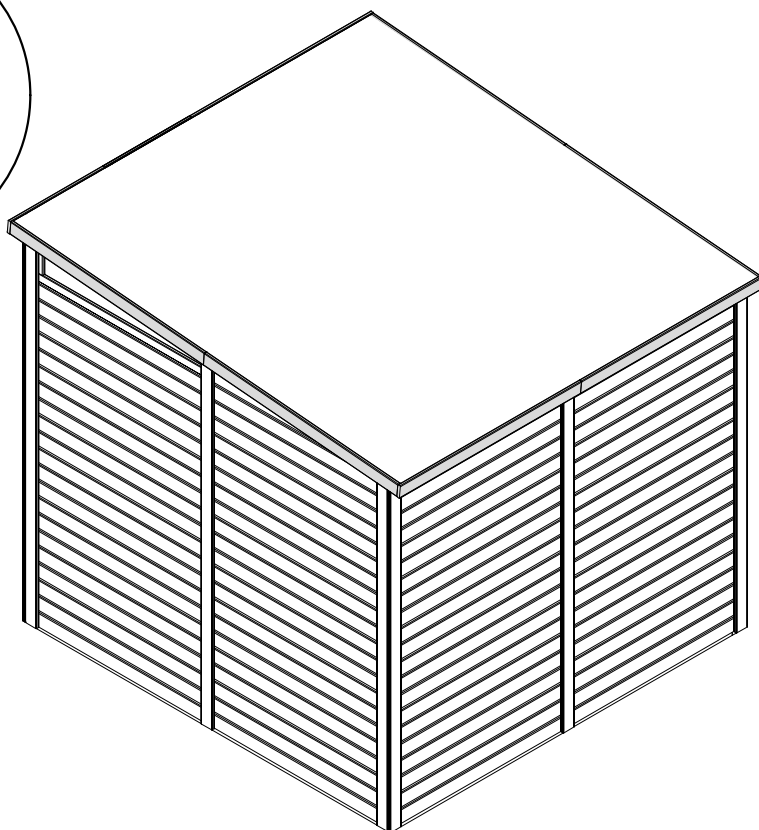
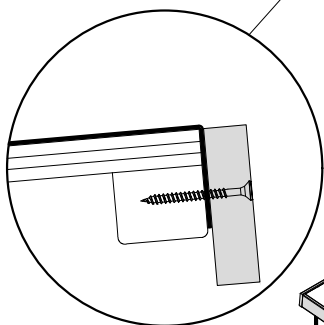
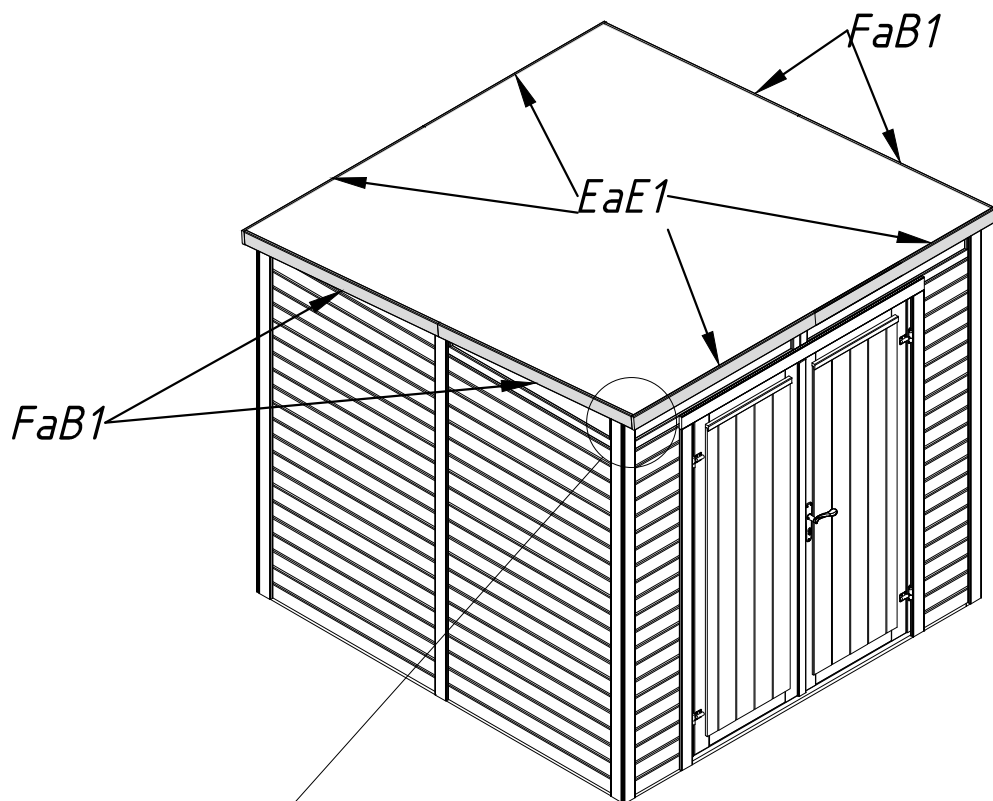
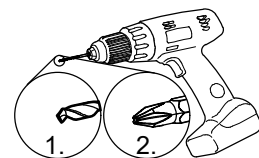
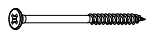
FI - Lisäosat (tilattava erikseen): katemateriaali.

SE - Följande ingår ej: takbeläggningmaterial.

NO - Inngår ikke i settet: taktekke.

ET - Katusekattematerjal ei sisaldu komplektis.

*EaE1*      x4  
*FaB1*      x4  
4,5x50      x40



WB1 x5  
WB2 x1  
4,5x50 x20

